



**PRESSURE VESSELS
GENERAL CATALOGUE**

Follow us on social media!



www.instagram.com/ekinendustriyel



www.facebook.com/ekinendustriyel



www.youtube.com/ekinendustriyel



www.linkedin.com/company/ekinendustriyel



www.twitter.com/ekinendustriyel



EKIN ENDÜSTRİYEL
Isıtma-Soğutma San. Tic. Ltd. Şti.





Sustainable Innovation, Quality Standardization and Dynamism

Ekin Endüstriyel, which has entered Turkish heating sector by exporting of plated heat exchangers, is known with customer focused vision and dynamism. Ekin has expanded into new and upcoming investments. One of the main steps was gaining the identity of being a producer. Ekin has started the production of plate heat exchangers with the brand of "MIT". We have grown in the philosophy of quality, through initially adapting to ISO Quality Management.

MIT plate heat exchangers have become a solution for engineering problems in the world market and have grown through an expansion of franchises.

Engineering Approaches, Integrated Solutions

Ekin has expanded into the production of components, sales, and after-sales service by employing expert engineers. The factors that guided Ekin to success are their exceptional customer service to the needs and wants of consumers, modern facilities, and becoming partners to projects that involve high-end technology.

Ekin is an expert company which has a wide product range which includes plate heat exchangers, accumulation tanks, water heater tanks, installation, and its service group and submit competitive advantages to mechanical installation sector in Turkey and all around the world.



APPLICATION FIELDS



HEAT TRANSFER PRODUCTS

- Gasketed Plate Heat Exchangers • Brazed Heat Exchangers • Shell&Tube Heat Exchangers • Air Fan Oil Cooler • Economizers • Coils and Radiators



PRESSURE VESSELS

- Water Heater Tanks • Water Storage Tanks • Buffer Tanks • Expansion Tanks • Stainless Steel Process Tanks • Balance Tanks / Dirt Separators / Air Separators • Pressured Air Tanks • Neutralization Tanks • Air Tubes • Steel IBC Tanks with ADR



COMPLETE SYSTEMS UNITS

- Heat Stations • Steam Package Systems • Special Designed Systems • Dosing Systems • Substations • Thermoregulators



FOOD GRADE SYSTEMS

- Pasteurizers with plate heat exchangers • Hygienic Pasteurizers with Shell & Tube Heat Exchangers • Cheese and whey Systems • UHT – Sterilization Systems • CIP Systems • Hygienic Storage and Process Tanks • Homogenizers • Standardization Systems • Evaporators • Turn-key Projects



FLUID TRANSFER PRODUCTS

- Lobe Pumps • Hygienic Centrifuge Pumps • Turbo / Roots / Centrifuge Blowers • Drum Pumps • Acid Pumps • Dosing Pumps • Monopumps • Air operated Double Diaphragm Pumps (AODD)



VALVES

- Thermoplastic Valves • Plastomatic Valves



ENERGY SYSTEMS

- Solar Collectors • Water Heater Tanks for Solar

Contents

1

Boiler



25

Stainless Steel Process Tanks



10

Accumulation Tanks



33

Separators



12

Buffer Tank



43

Air Tank



17

Expansion Tank







**WATER HEATER
TANKS
ACCUMULATION
TANKS
BUFFER TANKS**

MIT PRESSURE VESSELS



MIT, one of the most known and preferred brands of Turkey, has been continuing to create new ideas and developments to improve plate heat exchanger sector.

Ekin aims to develop its product range and the most concrete proof of this determination are MIT accumulation tanks and boilers.



Accumulation tanks are used for the hygienic storage of conditioned water in heating and cooling systems. It is usually mounted behind a heat exchanger (plate heat exchanger, tubular heat exchanger, water heater tanks, chiller, fancoil etc.). Insulation materials with low heat loss are used in all products.

MIT series single-serpentine and double-serpentine water heater tanks provide both economical and hygienic domestic hot water with heat energy from single and double heat source (hot water boiler, steam water heater tanks, solar panels, heat pump, geothermal energy etc.). In addition, since the serpentine can reach to the lower points, the formation of the legionnaire bacteria is prevented.

MIT series electric hot water producers (electric boilers) provide comfortable, hygienic hot water production in processes that have difficulty in supplying heater fluid or in places where they prefer to meet the need for electricity and hot water. Depending on the need, different capacities are made of stainless steel tubular electrical resistors.

Usage Areas: Accumulation tanks are used in villas, apartments, hospitals, gyms, factories, construction sites, chillers, central heating systems for various processes, cascade system boiler rooms and heat exchanger apartments.



MIT SINGLE SERPANTINE WATER HEATER TANKS (WHITE SERIES)

The single serpentine water heater tank is used to obtain hot water in single heat source systems (solid / liquid /gas fired boiler or solar energy).

Volume	100 lt – 3000 lt
Capacity	5 kW – 237 kW
Maximum Working Temperature	95 °C
Body Pressure	10 Bar
Interior Surface Coating	Glasslined enamel is applied according to DIN 4753-3 standard.
Insulation 100L-500L 800L-1000L 800L-3000L 800L-3000L	Complies with EN 15332 Energy Efficiency Standard 42 kg/m ³ HCFC free water based hard polyurethane 42 kg/m ³ HCFC free water based hard polyurethane (Optional) 18 kg/m ³ Soft polyurethane 26 kg/m ³ Flame retardant soft polyurethane (Optional)
Outer Sheath Coating 160L-500L 800L-3000L	Electrostatic Powder Coated Sheet / Vinyl Artificial Leather Vinyl Artificial Leather
Thermometer	0 °C – 120 °C
Cleaning Flange	All types of cleaning and inspection cover are available.
Electric Heater	An optional electric heater is available.
Cathodic Protection Element	Magnesium Anode according to DIN 4753-3 standard (Optional electronic anode application).

Capacity (lt)	Heater Fluid Temperature	Heating Capacity (lt/h) 10 °C - 60 °C	Heating Capacity (lt/h) 10 °C - 45 °C
100	90-70 °C	280	529
	80-60 °C	178	357
160	90-70 °C	400	714
	80-60 °C	238	477
200	90-70 °C	620	1114
	80-60 °C	380	763
300	90-70 °C	620	1114
	80-60 °C	380	763
500	90-70 °C	1080	1857
	80-60 °C	680	1315
800	90-70 °C	1560	2729
	80-60 °C	1020	1915
1000	90-70 °C	1560	2729
	80-60 °C	1020	1915
1500	90-70 °C	2000	3486
	80-60 °C	1300	2458
2000	90-70 °C	2580	4429
	80-60 °C	1680	3143
2500	90-70 °C	3361	5801
	80-60 °C	2200	4115
3000	90-70 °C	3881	6687
	80-60 °C	2560	4744
4000	90-70 °C	4120	6870
	80-60 °C	3020	5220
5000	90-70 °C	5430	8750
	80-60 °C	4230	6600

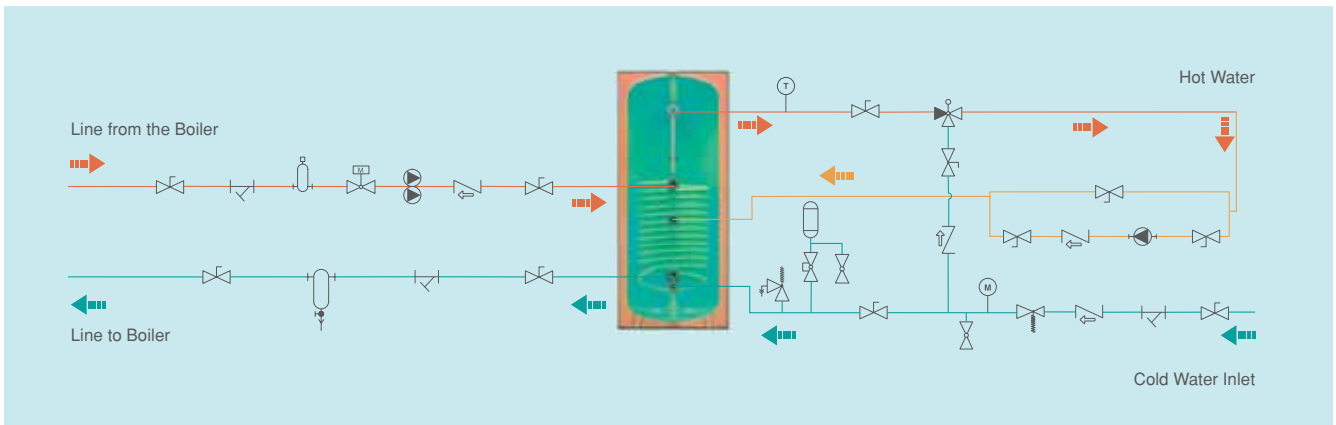


Depending on customer requirements, all capacities can be made with polyurethane insulation and electrostatic powder coating on galvanized steel sheet.



	Unit	MIT 101	MIT 161	MIT 201	MIT 301	MIT 501	MIT 801	MIT 1001	MIT 1501	MIT 2001	MIT 2501	MIT 3001
Volume	lt	100	160	200	300	500	800	1000	1500	2000	2500	3000
Diameter	mm	490	590	590	700	750	900	1000	1120	1260	1460	1460
Height	mm	1080	1125	1320	1210	1800	2100	2070	2300	2230	2200	2560
Electric Heater Connection	inch	1 1/2"	1 1/2"	1 1/2"	1 1/2"	1 1/2"	2"	2"	2"	2"	2"	2"
Cleaning & Control Flange	inch	4"	4"	4"	4"	4"	5"	5"	5"	5"	5"	5"
Cold Water Inlet & Hot Water Inlet	inch	3/4"	3/4"	3/4"	1"	1"	1 1/4"	1 1/4"	1 1/4"	1 1/4"	1 1/2"	1 1/2"
Circulation Return	inch	3/4"	3/4"	3/4"	1"	1"	1 1/4"	1 1/4"	1 1/4"	1 1/4"	1 1/2"	1 1/2"
Serpentine Inlet / Outlet	inch	1"	1 1/4"	1 1/4"	1 1/4"	1 1/4"	1 1/4"	1 1/4"	1 1/4"	1 1/4"	1 1/2"	1 1/2"
Insulation Type & Thickness	mm	PU/50	PU/50	PU/50	PU/50	PU/50	PU/80	PU/80	PU/80	PU/80	PU/80	PU/80
Gross Weight	kg	69	91	109	123	194	261	283	380	594	717	840
Rollover Measure	mm	1205	1290	1465	1420	1970	2305	2320	2580	2580	2660	3020
Magnesium Anode Connection Dimensions	inch	1 1/4"	1 1/4"	1 1/4"	1 1/4"	1 1/4"	1 1/4"	1 1/4"	1 1/4"	1 1/4"	1 1/4"	1 1/4"
Thermometer & Sensor Connection Sizes	inch	1/2"	1/2"	1/2"	1/2"	1/2"	1/2"	1/2"	1/2"	1/2"	1/2"	1/2"

Single Serpentine Water Heater Tank Connection Diagram



MIT DOUBLE SERPANTINES WATER HEATER TANK (WHITE SERIES)

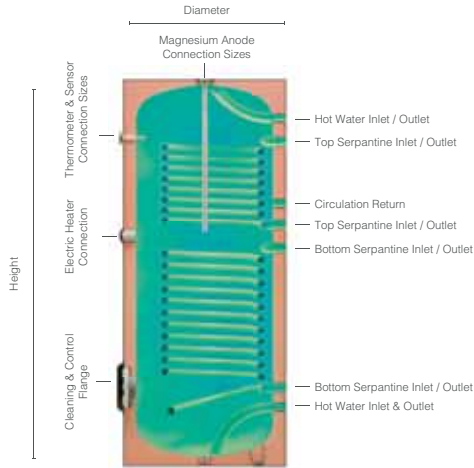
The double coil water heater tank is used to obtain hot water in two heat source systems (solid, liquid, gas fired boiler, solar energy, waste energy).

Volume	160 lt – 3000 lt
Capacity	4,2 kW - 172,5 kW (Only the upper serpentine value is given.)
Maximum Operating Temperature	95 °C
Body Pressure	10 Bar
Interior Surface Coating	Glasslined enamel is applied according to DIN 4753-3 standard.
Insulation	Complies with EN 15332 Energy Efficiency Standard 160L-500L 42 kg/m ³ HCFC free water based hard polyurethane 800L-1000L 42 kg/m ³ HCFC free water based hard polyurethane (Optional) 800L-3000L 18 kg/m ³ Soft polyurethane 800L-3000L 26 kg/m ³ Flame retardant soft polyurethane (Optional)
Outer Sheath Coating	160L-500L Electrostatic Powder Coated Sheet / Vinyl Artificial Leather 800L-3000L Vinyl Artificial Leather
Thermometer	0 °C – 120 °C
Cleaning Flange	All types of cleaning and inspection cover are available.
Electric Heater	An optional electric heater is available.
Cathodic Protection Element	Magnesium Anode according to DIN 4753-3 standard (Optional electronic anode application.).

Capacity (lt)	Heater Fluid Temperature	Heating Capacity (Top+Bottom) (lt/h) 10 °C - 60 °C	Heating Capacity (Top+Bottom) (lt/h) 10 °C - 45 °C
160	90-70 °C	432	797
	80-60 °C	238	508
200	90-70 °C	568	1032
	80-60 °C	328	683
300	90-70 °C	568	1032
	80-60 °C	328	683
500	90-70 °C	1708	2971
	80-60 °C	1068	2078
800	90-70 °C	2260	3978
	80-60 °C	1460	2772
1000	90-70 °C	2260	3978
	80-60 °C	1460	2772
1500	90-70 °C	2700	4735
	80-60 °C	1740	3315
2000	90-70 °C	3750	6475
	80-60 °C	2430	4572
2500	90-70 °C	4801	8287
	80-60 °C	3120	5864
3000	90-70 °C	5696	9773
	80-60 °C	3710	6916
4000	90-70 °C	2100	4250
	80-60 °C	1230	3210
5000	90-70 °C	3050	4800
	80-60 °C	1730	4010

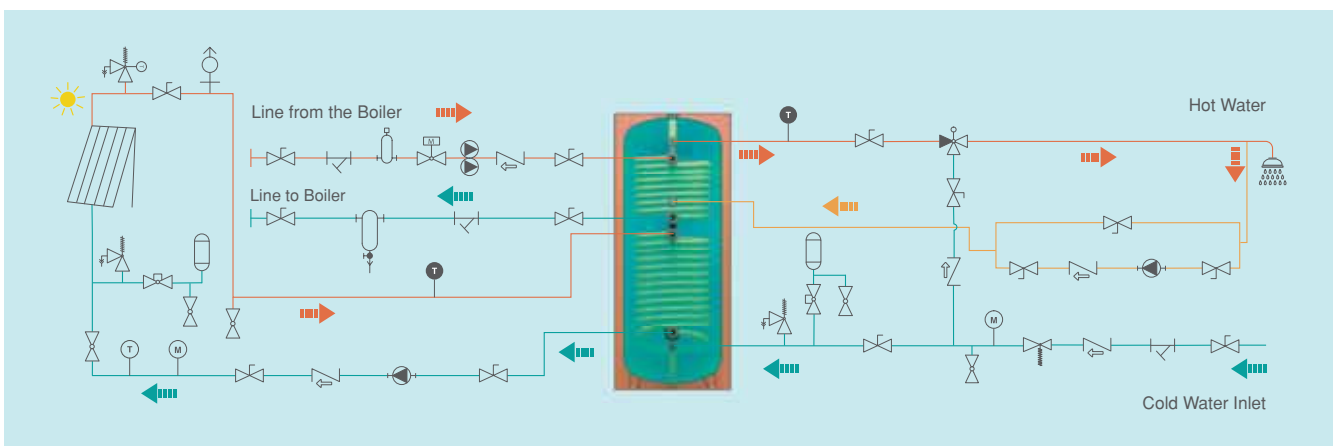


Depending on customer requirements, all capacities can be made with polyurethane insulation and electrostatic powder coating on galvanized steel sheet.



	Unit	MIT 162	MIT 202	MIT 302	MIT 502	MIT 802	MIT 1002	MIT 1502	MIT 2002	MIT 2502	MIT 3002
Volume	lt	160	200	300	500	800	1000	1500	2000	2500	3000
Diameter	mm	590	590	700	750	900	1000	1120	1260	1460	1460
Height	mm	1125	1320	1210	1800	2100	2070	2300	2230	2200	2560
Electric Heater Connection	inch	1 1/2"	1 1/2"	1 1/2"	1 1/2"	2"	2"	2"	2"	2"	2"
Cleaning & Control Flange	inch	4"	4"	4"	4"	5"	5"	5"	5"	5"	5"
Hot Water Inlet and Outlet	inch	3/4"	3/4"	1"	1"	1 1/4"	1 1/4"	1 1/4"	1 1/4"	1 1/2"	1 1/2"
Circulation Return	inch	3/4"	3/4"	1"	1"	1 1/4"	1 1/4"	1 1/4"	1 1/4"	1 1/2"	1 1/2"
Top Serpentine Inlet / Outlet	inch	1 1/4"	1 1/4"	1 1/4"	1 1/4"	1 1/4"	1 1/4"	1 1/4"	1 1/4"	1 1/2"	1 1/2"
Bottom Serpentine Inlet / Outlet	inch	1 1/4"	1 1/4"	1 1/4"	1 1/4"	1 1/4"	1 1/4"	1 1/4"	1 1/4"	1 1/2"	1 1/2"
Insulation Type & Thickness	mm	PU/50	PU/50	PU/50	PU/50	PU/80	PU/80	PU/80	PU/80	PU/80	PU/80
Gross Weight	kg	95	112	132	223	290	318	417	640	812	925
Rollover Measure	mm	1290	1465	1420	1970	2305	2320	2580	2580	2660	3020
Magnesium Anode Connection Dimensions	inch	1 1/4"	1 1/4"	1 1/4"	1 1/4"	1 1/4"	1 1/4"	1 1/4"	1 1/4"	1 1/4"	1 1/4"
Thermometer & Sensor Connection Sizes	inch	1/2"	1/2"	1/2"	1/2"	1/2"	1/2"	1/2"	1/2"	1/2"	1/2"

Double Serpantines Water Heater Tank Connection Diagram





MIT WATER HEATER TANKS WITH ELECTRICAL RESISTANCE (WHITE SERIES)

Electrical water heater tank is used to meet the hot water requirement by using electric energy in places without fluid source.

Volume	100 lt – 5000 lt
Capacity	2 kW – 60 kW (For capacities above 60 kW, please contact us.)
Maximum Working Temperature	95 °C
Body Pressure	10 Bar
Interior Surface Coating	Glasslined enamel is applied according to DIN 4753-3 standard.
Insulation 100L-500L 800L-1000L 800L-5000L	Complies with EN 15332 Energy Efficiency Standard 42 kg/m ³ HCFC free water based hard polyurethane 18 kg/m ³ Soft polyurethane 26 kg/m ³ Flame retardant soft polyurethane (Optional)
Outer Sheath Coating 100L-500L 800L-5000L	Electrostatic Powder Coated Sheet / Vinyl Artificial Leather Vinyl Artificial Leather
Thermometer	0 °C – 120 °C
Cleaning Flange	All types of cleaning and inspection cover are available.
Electric Heater	An optional electric heater is available. (2 - 60 kW)
Leakage Relay	It is possible to install residual current relay as an option.
Cathodic Protection Element	Magnesium Anode according to DIN 4753-3 standard (Optional electronic anode application)

Capacity (lt)	Power (kW)	Hot Water Capacity (lt/h) 10 °C - 45 °C
100	1x3	98
160	2x3	147
200	2x7,5	196
300	2x7,5	345
500	2x10	491
800	2x15	740
1000	3x15	1105
1500	4x15	1475
2000	5x15	1850
2500	7x15	2580
3000	7x15	2948
4000	7x15	3685
5000	7x15	4791
6000	7x15	5897

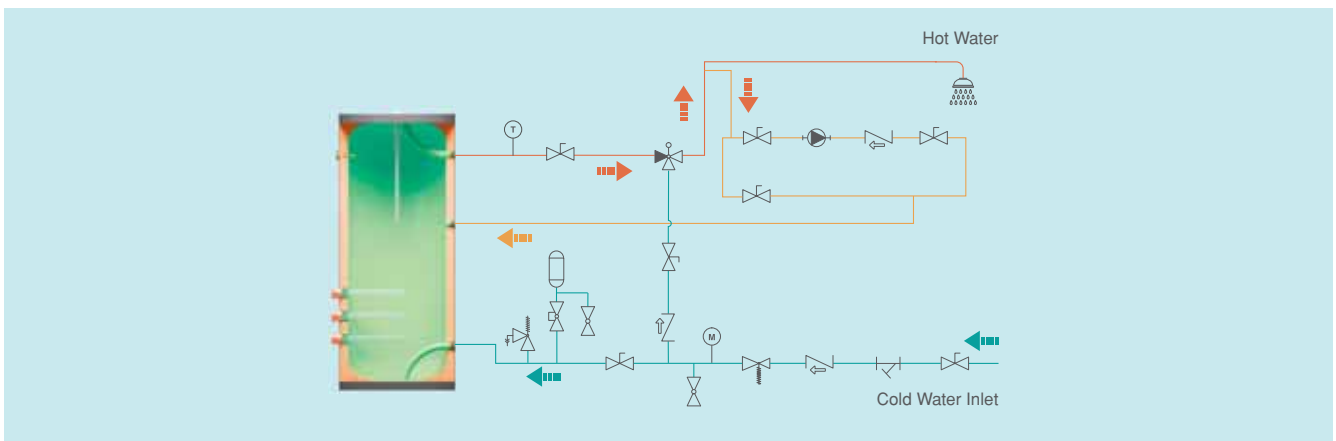


! The above values are based on 220V - 380V 50 Hz mains voltage.



	Unit	MIT 103	MIT 163	MIT 203	MIT 303	MIT 503	MIT 803	MIT 1003	MIT 1503	MIT 2003	MIT 2503	MIT 3003	MIT 4003	MIT 5003
Volume	lt	100	160	200	300	500	800	1000	1500	2000	2500	3000	4000	5000
Diameter	mm	490	590	590	700	750	900	1000	1120	1260	1460	1460	1660	1660
Height	mm	1080	1125	1320	1210	1800	2100	2070	2300	2230	2200	2560	2665	3100
Electric Heater Connection	inch	According to customer demand, heater selection is made.												
Cold Water Inlet	inch	3/4"	3/4"	3/4"	1"	1"	1 1/4"	1 1/4"	1 1/4"	1 1/4"	1 1/2"	1 1/2"	1 1/2"	1 1/2"
Hot Water Outlet	inch	3/4"	3/4"	3/4"	1"	1"	1 1/4"	1 1/4"	1 1/4"	1 1/4"	1 1/2"	1 1/2"	1 1/2"	1 1/2"
Circulation Return	inch	3/4"	3/4"	3/4"	3/4"	3/4"	1"	1"	1"	1"	1"	1 1/4"	1 1/4"	1 1/4"
Insulation Type & Thicknes	mm	PU/50	PU/50	PU/50	PU/50	PU/50	PU/80	PU/80	PU/80	PU/80	PU/80	PU/80	PU/80	PU/80
Gross Weight	kg	The weights of the products vary according to the heater. The product without the heater weighs the storage tank.												
Rollover Measure	mm	1205	1290	1465	1420	1970	2300	2320	2580	2580	2660	3020	3160	3535
Thermometer & Sensor Connection Ölçüleri	inch	1/2"	1/2"	1/2"	1/2"	1/2"	1/2"	1/2"	1/2"	1/2"	1/2"	1/2"	1/2"	1/2"
P&T Valve	inch	3/4"	3/4"	3/4"	3/4"	3/4"	3/4"	3/4"	3/4"	3/4"	3/4"	3/4"	3/4"	3/4"
Magnesium Anode Connection	inch	1 1/4"	1 1/4"	1 1/4"	1 1/4"	1 1/4"	1 1/4"	1 1/4"	1 1/4"	1 1/4"	1 1/4"	1 1/4"	1 1/4"	1 1/4"

MIT Water Heater Tanks With Electrical Resistance Connection Diagram




MIT ACCUMULATION TANKS (WHITE SERIES)

Hot water storage tanks are used in villas, hotels, buildings, restaurants, factories and other places where hot water is needed.

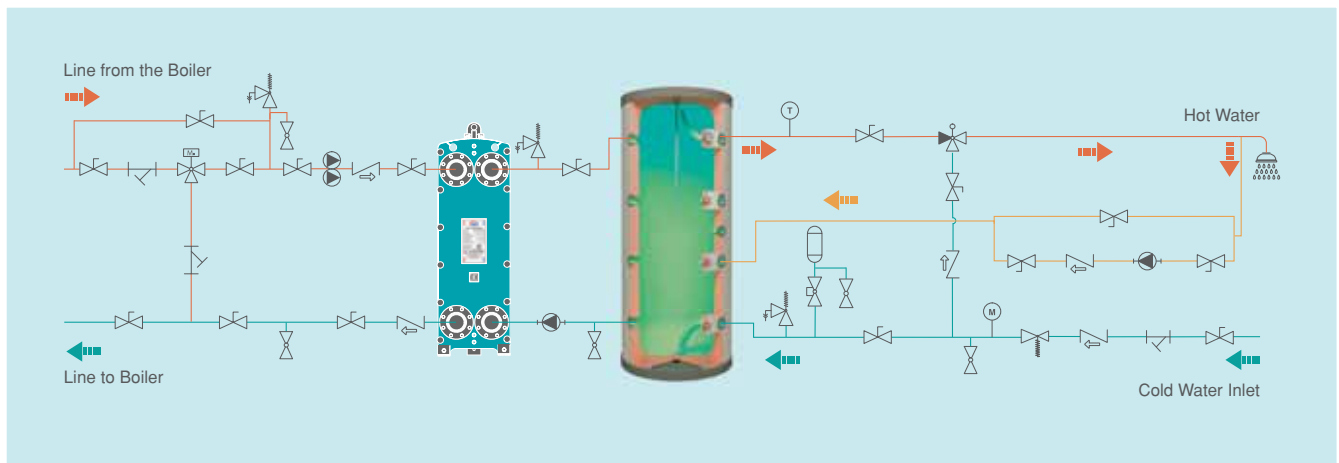
Volume	100lt – 5000lt
Maximum Working Temperature	95 °C
Body Pressure	10 Bar
Interior Surface Coating	Glasslined enamel is applied according to DIN 4753-3 standard.
Insulation 100L-500L 800L-1000L 800L-5000L 800L-5000L	Complies with EN 15332 Energy Efficiency Standard 42 kg/m ³ HCFC free water based hard polyurethane 18 kg/m ³ Soft polyurethane 18 kg/m ³ Soft polyurethane 26 kg/m ³ Flame retardant soft polyurethane (Optional)
Outer Sheath Coating 100L-500L 800L-5000L	Electrostatic Powder Coated Sheet / Vinyl Artificial Leather Vinyl Artificial Leather.
Thermometer	0 °C – 120 °C
Cleaning Flange	All types of cleaning and inspection cover are available.
Electric Heater	An optional electric heater is available.
Cathodic Protection Element	Magnesium Anode according to DIN 4753-3 (Optional anode application)





	Unit	MIT 104	MIT 164	MIT 204	MIT 304	MIT 504	MIT 804	MIT 1004	MIT 1504	MIT 2004	MIT 2504	MIT 3004	MIT 4004	MIT 5004
Volume	lt	100	160	200	300	500	800	1000	1500	2000	2500	3000	4000	5000
Diameter	mm	490	590	590	700	750	900	1000	1120	1260	1460	1460	1660	1660
Height	mm	1080	1125	1320	1210	1800	2100	2070	2300	2230	2200	2560	2665	3100
Primary-Secondary Energy Inlet / Outlet	inch	1"	1 1/4"	1 1/4"	1 1/4"	1 1/4"	1 1/2"	1 1/2"	1 1/2"	1 1/2"	2"	2"	3"	3"
Cleaning Flange	inch	4"	4"	4"	4"	4"	5"	5"	5"	5"	5"	5"	5"	5"
Electric Heater Connection	inch	1 1/2"	1 1/2"	1 1/2"	1 1/2"	1 1/2"	2"	2"	2"	2"	2"	2"	2"	2"
Insulation Type	mm	PU/50	PU/50	PU/50	PU/50	PU/50	S/80	S/80	S/80	S/80	S/80	S/80	S/80	S/80
Gross Weight	kg	57	74	81	99	155	225	237	332	472	562	622	762	882
Rollover Measure	mm	1205	1290	1465	1420	1970	2300	2320	2580	2580	2660	3220	3160	3535
Thermometer & Sensor Connection Sizes	inch	1/2"	1/2"	1/2"	1/2"	1/2"	1/2"	1/2"	1/2"	1/2"	1/2"	1/2"	1/2"	1/2"
Magnesium Anode Connections	inch	1 1/4"	1 1/4"	1 1/4"	1 1/4"	1 1/4"	1 1/4"	1 1/4"	1 1/4"	1 1/4"	1 1/4"	1 1/4"	1 1/4"	1 1/4"

Accumulation Tank Connection Diagram



MIT BUFFER TANK WITH NO-BAFFLE/THERMAL BALANCE TANK (WHITE SERIES)

The buffer tank system used in all cooling systems that must be separated by heat exchangers such as residences, workplaces and hotels is also used in chilled water applications to increase the water volume extra.

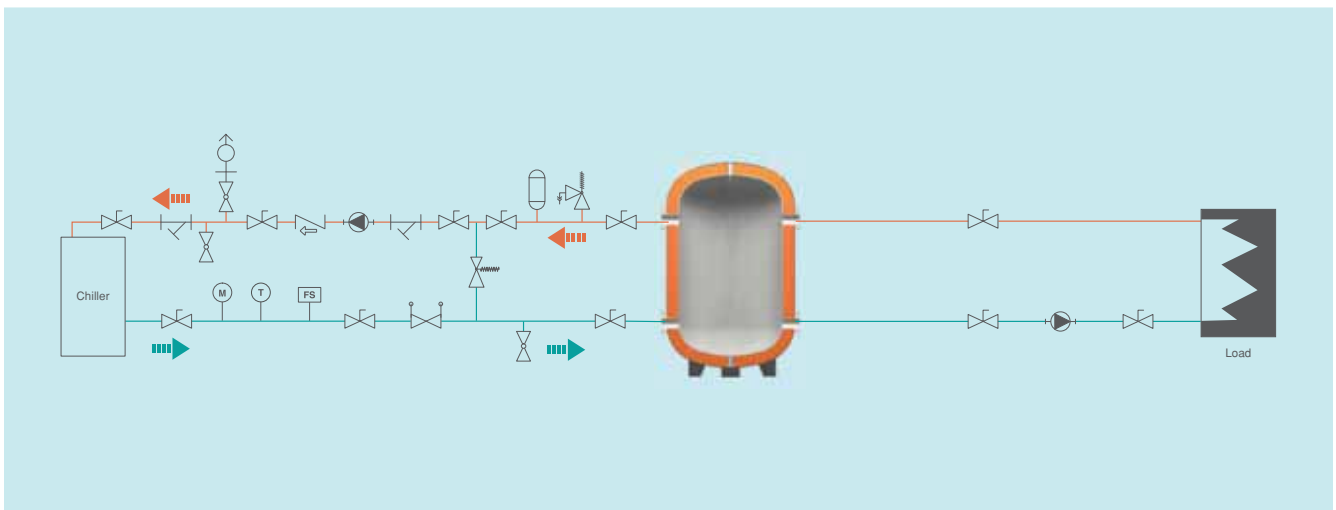
Volume	100 lt – 5000 lt (For larger pressure and volume buffer tanks can be manufactured in particular.)
Maximum Working Temperature	95 °C
Operating Pressure	6 Bar
Connection Flange / Pressure Class	DN 50 – DN 300 / PN16
Interior Surface Coating	Buffer tanks are made of high quality S235JR (TS EN 10025) and high corrosion resistance steel.
Insulation 100L-500L 800L-5000L 800L-5000L	Complies with EN 15332 Energy Efficiency Standard 18 kg/m ³ Soft polyurethane 18 kg/m ³ Soft polyurethane 26 kg/m ³ Flame retardant soft polyurethane (Optional)
Outer Sheath Coating 100L-500L 800L-5000L	Vinyl Artificial Leather Vinyl Artificial Leather





	Unit	MIT-B 104	MIT-B 304	MIT-B 504	MIT-B 804	MIT-B 1004	MIT-B 1504	MIT-B 2004	MIT-B 2504	MIT-B 3004	MIT-B 4004	MIT-B 5004
Volume	lt	100	300	500	800	1000	1500	2000	2500	3000	4000	5000
Diameter	mm	540	760	800	910	1010	1120	1260	1460	1460	1660	1660
Height	mm	1160	1285	1830	2130	2100	2440	2370	2260	2660	2700	3100
Primary-Secondary Energy Inlet / Outlet	inch / DN	1 1/2"	2"	2 1/2"	DN 80	DN 100	DN 125	DN 125	DN 150	DN 150	DN 200	DN 200
Discharge	inch	1 1/4"	1 1/2"	1 1/2"	2"	2"	2"	2"	2 1/2"	2 1/2"	2 1/2"	2 1/2"
Insulation Type & Thickness	mm	S/80	S/80	S/80	S/80	S/80	S/80	S/80	S/80	S/80	S/80	S/80
Gross Weight	kg	48	84	140	372	471	746	847	1198	1258	1774	1894
Rollover Measure	mm	1290	1515	2020	2335	2350	2700	2585	2710	3050	3190	3555
Primary Outlet Airing	inch	1 1/4"	1 1/4"	1 1/4"	1 1/4"	1 1/4"	1 1/4"	1 1/4"	1 1/4"	1 1/4"	1 1/4"	1 1/4"

Buffer Tank with No-Baffle Connection Diagram



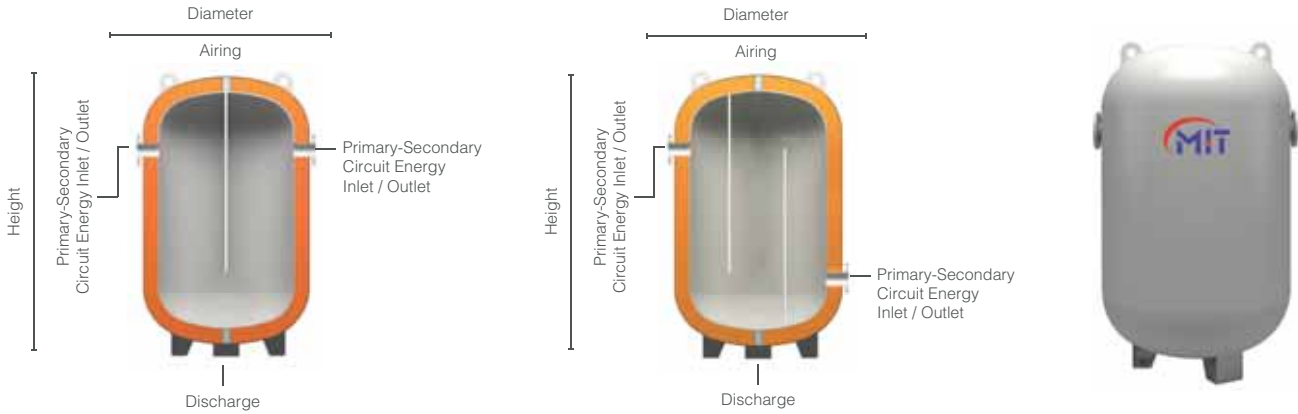
Depending on the customer request, 800 lt to 3000 lt capacity can be made with polyurethane insulation and galvanized steel electrostatic powder coating.

MIT BUFFER TANKS WITH BAFFLE (WHITE SERIES)

The buffer tank system used in all cooling systems that must be separated by heat exchangers such as residences, workplaces and hotels is also used in chilled water applications to increase the water volume extra.

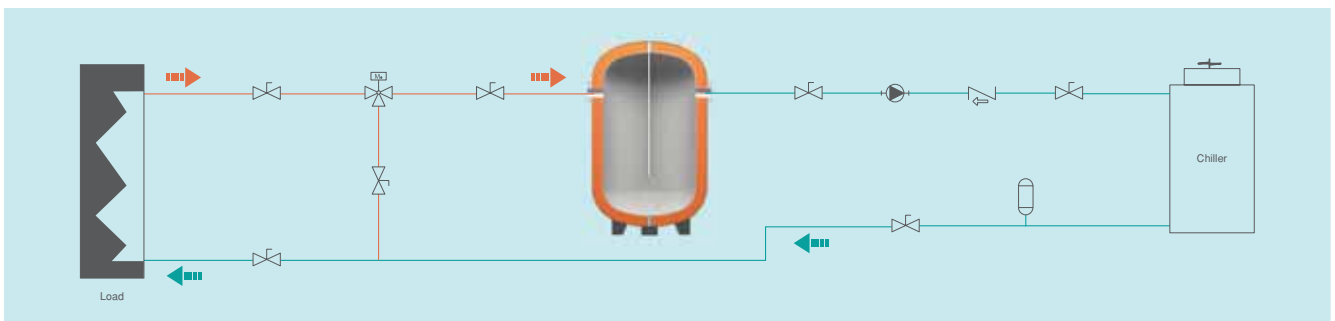
Volume	100 lt – 5000 lt (For larger pressure and volume buffer tanks can be manufactured in particular.)
Maximum Working Temperature	95 °C
Operating Pressure	6 Bar
Connection Flange / Pressure Class	DN 50 – DN 300 / PN16
Interior Surface Coating	Buffer tanks are made of high quality S235JR (TS EN 10025) high corrosion resistance steel.
Insulation 100L-5000L 100L-5000L	Complies with EN 15332 Energy Efficiency Standard 18 kg/m ³ Soft polyurethane 26 kg/m ³ Flame retardant soft polyurethane (Optional)
Outer Sheath Coating 100L-5000L	Vinyl Artificial Leather





























	Unit	MIT-PB 104	MIT-PB 304	MIT-PB 504	MIT-PB 804	MIT-PB 1004	MIT-PB 1504	MIT-PB 2004	MIT-PB 2504	MIT-PB 3004	MIT-PB 4004	MIT-PB 5004	
Number of Baffles	piece	1				2				3			
Volume	lt	100	300	500	800	1000	1500	2000	2500	3000	4000	5000	
Diameter	mm	540	760	910	910	1010	1120	1260	1460	1460	1660	1660	
Height	mm	1160	1285	1540	2130	2100	2440	2370	2260	2660	2700	3100	
Primary-Secondary Energy Inlet / Outlet	DN	50	50	65	80	100	125	125	150	150	200	200	
Airing	inch	1/2"	1/2"	1/2"	1/2"	3/4"	3/4"	3/4"	3/4"	3/4"	3/4"	3/4"	
Discharge	inch	3/4"	3/4"	1"	1"	1 1/4"	1 1/2"	1 1/2"	2"	2"	2"	2"	
Gross Weight	kg	62	108	180	248	395	395	535	636	756	912	1080	
Rollover Measure	mm	1290	1515	2000	2335	2700	2700	2585	2710	3050	3190	3555	

MIT Buffer Tanks With Baffle Connection Diagram



 Solar Panel	 Temperature Display	 Pressure Display	 Switch Flow	 Pump	 Twin Pump	 Check Valve	 Air Relief Cock
 Bypass Vanası	 Pressure Breaker	 Dirt Holder	 Discharge Valve	 3 Way Valve	 Sediment Holder	 Air Separat	 Expansion Tanks with membrane
 Balance Valve	 Lock Valve	 Radiator Valve	 Spherical Valve	 Pressure Safety Valve	 3 Way Propport. Motor Valve	 2 Way Motor Valve	 Thermostatic Valve

Depending on the customer request, capacities from 800 lt to 3000 lt can be made with polyurethane insulation and electrostatic powder coating on galvanized steel sheet.





EXPANSION TANKS

MIT FOOTLESS AND HORIZONTAL EXPANSION TANK SERIES

Technical Features of 10 Bar Footless Closed Expansion Tank

Model	Volume	Front Gas Pressure	Connection	Dimensions	
				Diameter	Height
MIT 10 K	8 lt	2	1"	220	320
MIT 10 K	12 lt	2	1"	220	380
MIT 10 K	19 lt	2	1"	280	430
MIT 10 K	24 lt	2	1"	280	470
MIT 10 K Ball Shaped	24 lt	2	1"	360	325
MIT 10 K	35 lt	2	1"	380	470
MIT 10 K	50 lt	4	1"	380	560



Technical Features of 10 Bar Footless Closed Expansion Tank

Model	Volume	Pre-Charge Pressure	Connection	Dimensions	
				Diameter	Height
MIT 10 Y	24 lt	2	1"	280	470
MIT 10 Y	50 lt	4	1"	380	620
MIT 10 Y	60 lt	4	1"	380	670
MIT 10 Y	80 lt	4	1"	430	720
MIT 10 Y	100 lt	4	1"	460	800



MIT VERTICAL EXPANSION TANK SERIES

Technical Features of 10 Bar Vertical Closed Expansion Tank



Model	Volume	Pre-Charge Pressure	Connection	Dimensions	
				Diameter	Height
MIT 10	50 lt	4	1"	380	750
MIT 10	60 lt	4	1"	380	810
MIT 10	80 lt	4	1"	430	960
MIT 10	100 lt	4	1"	460	990
MIT 10	150 lt	4	1"	500	1100
MIT 10	200 lt	4	1 1/4"	590	1120
MIT 10	300 lt	4	1 1/4"	640	1230
MIT 10	500 lt	4	1 1/4"	750	1550
MIT 10	750 lt	4	2"	750	1950
MIT 10	750 lt	4	2"	800	1850
MIT 10	900 lt	4	2"	800	1950
MIT 10	1000 lt	4	2"	800	2180
MIT 10	1500 lt	4	2"	960	2380
MIT 10	2000 lt	4	2"	1100	2520
MIT 10	3000 lt	4	2 1/2"	1200	2800
MIT 10	4000 lt	4	3"	1450	3100
MIT 10	5000 lt	4	3"	1450	3720
MIT 10	10000 lt	4	DN100	1600	5750

Technical Features of 16 Bar Vertical Closed Expansion Tank



Model	Volume	Pre-charge Pressure	Connection	Dimensions	
				Diameter	Height
MIT 16	50 lt	4	1"	380	750
MIT 16	60 lt	4	1"	380	810
MIT 16	80 lt	4	1"	430	960
MIT 16	100 lt	4	1"	460	990
MIT 16	150 lt	4	1"	500	1100
MIT 16	200 lt	4	1 1/4"	590	1120
MIT 16	300 lt	4	1 1/4"	640	1230
MIT 16	500 lt	4	1 1/4"	750	1550
MIT 16	750 lt	4	2"	800	1850
MIT 16	900 lt	4	2"	800	1950
MIT 16	1000 lt	4	2"	800	2180
MIT 16	1500 lt	4	2"	960	2380
MIT 16	2000 lt	4	2"	1100	2520
MIT 16	3000 lt	4	2 1/2"	1200	2800
MIT 16	4000 lt	4	3"	1450	3100
MIT 16	5000 lt	4	3"	1450	3720
MIT 16	10000 lt	4	DN100	1600	5750

Technical Features of 25 Bar Vertical Closed Expansion Tank



Model	Volume	Pre-charge Pressure	Connection	Dimensions	
				Diameter	Height
MIT 25	50 lt	4	1"	380	750
MIT 25	60 lt	4	1"	380	810
MIT 25	80 lt	4	1"	450	910
MIT 25	100 lt	4	1"	450	990
MIT 25	150 lt	4	1"	500	1100
MIT 25	200 lt	4	1 1/4"	600	1120
MIT 25	300 lt	4	1 1/4"	640	1230
MIT 25	500 lt	4	1 1/4"	750	1550
MIT 25	750 lt	4	2"	800	1850
MIT 25	900 lt	4	2"	800	1950
MIT 25	1000 lt	4	2"	800	2180
MIT 25	1500 lt	4	2"	960	2380
MIT 25	2000 lt	4	2"	1100	2520
MIT 25	3000 lt	4	2 1/2"	1200	2800
MIT 25	4000 lt	4	3"	1450	3100
MIT 25	5000 lt	4	3"	1450	3720
MIT 25	10000 lt	4	DN100	1600	5750

MIT MEMBRANE SERIES

Technical Details of Membranes

- The membranes, which are used in our tanks, are manufactured from EPDM and BUTYL rubber materials.
- EPDM membranes are used in our expansion tanks which is from 8 Lt to 4000 Lt.
- BUTYL Membrane is used in our 5000 Lt and over capacity expansion tanks.
- EPDM Membrane is resistant to +10 / +110 °C.
- BUTYL Membrane is sliding up to +10 / +130 °C.
- The membranes used in our expansion tanks can be used in all drinking water.



Dimension and Capacity	Rubber Material	Flange (mm)	Height (mm)
MIT 8-12 lt	EPDM	80-110	195
MIT 18-24 lt	EPDM	80-110	248
MIT 35-60 lt	EPDM	80-110	315
MIT 80-100 lt	EPDM	80-110	700
MIT 150 lt	EPDM	80-110	750
MIT 200 lt	EPDM	150-210	800
MIT 300 lt	EPDM	150-210	1000
MIT 500 lt	EPDM	150-210	1400
MIT 750 lt	EPDM	150-210	1600
MIT 1000 lt	EPDM	200-250	2000
MIT 1500 lt	EPDM	200-250	2000
MIT 2000 lt	EPDM	200-250	2000
MIT 8-12 lt	BUTYL	80-110	195
MIT 18-24 lt	BUTYL	80-110	248
MIT 35-60 lt	BUTYL	80-110	315
MIT 80-100 lt	BUTYL	80-110	700
MIT 150 lt	BUTYL	80-110	750
MIT 200 lt	BUTYL	150-210	800
MIT 300 lt	BUTYL	150-210	1000
MIT 500 lt	BUTYL	150-210	1400
MIT 750 lt	BUTYL	150-210	1600
MIT 1000 lt	BUTYL	200-250	2000
MIT 1500 lt	BUTYL	200-250	2000
MIT 2000 lt	BUTYL	200-250	2000
MIT 3000 lt	BUTYL	150-210	2515
MIT 4000 lt	BUTYL	250-300	2680
MIT 5000 lt	BUTYL	150-210, 250-300	3440
MIT 10000 lt	BUTYL	150-210, 250-300	5655





A large, stylized green arrow graphic that curves from the left side of the page towards the center, pointing towards the right. It is composed of several overlapping, semi-transparent green shapes that create a sense of motion and direction.

STAINLESS STEEL PROCESS TANKS



MIT STAINLESS STEEL ACCUMULATION TANKS AND WATER HEATER TANKS

MIT, one of the most known and preferred brands of Turkey, has been continuing to create new ideas and developments to improve plate heat exchanger sector.

Ekin aims to develop its product range and the most concrete proof of this determination is MIT stainless tanks.

Since the day it is founded with the philosophy of "We have a dream", Ekin personnel, who work nonstop, have been realizing that the dream is becoming true and they raise the bar and continue chasing their dreams.



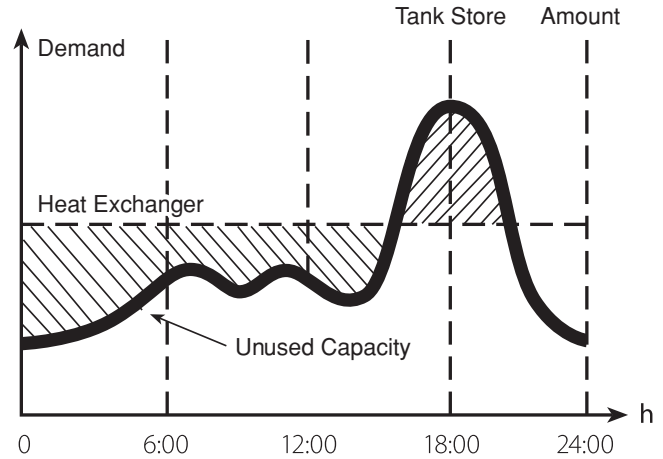
Why Should I Use Stainless Steel Tanks?

In order to obtain the water needed hygienically, they can be easily used in all drinking water and food processes due to their material properties. Due to their extremely long life compared to standard pressure tanks it is recommended to use stainless tanks. Our stainless production tanks offer excellent resistance to corrosion, regardless of the hardness of the mains water. These tanks are able to operate in a long life and in a healthy way at the places of use. Customer-dependent designs can be customized.

Usage Areas

- Apartments
- Drinking water facilities
- Hospitals
- Dormitories
- Sports facilities
- Factories
- Public buildings

Wherever there is a need for hot water, an accumulation tank is used.



Stainless Steel Tanks in different capacities from 100 lt to 30.000 lt.

Accessories that can be added according to customer's request

- Safety valve is also mounted on tanks upon request.
- In addition, our stainless tanks are produced with electric control panel upon request.



Horizontal and vertical models are available.



Why Should I Use Stainless Steel Water Heater Tank and Accumulation Tank?

MIT stainless steel tanks are produced by advanced technology and experienced R & D engineers. As the welding method of the products and the pressure applied during the test are produced by increasing the safety coefficients, they can be used with a long life and suitable for the system. Since our stainless production tanks can be produced with special design according to each system, they can be easily integrated into the systems.

In addition to the robust, long-lasting and hygienic products we have adopted in our production, this quality is the most affordable price policy that can be achieved.

Hygienic + Long Life MIT Stainless Steel Tanks = Smooth Operation

MIT stainless steel boilers and storage tanks are manufactured with hygiene materials that can be safely used in the food industry. Thanks to the custom design serpentine, bacteria are prevented from forming in the boiler. Thanks to the hygienic water inside the MIT stainless tanks, the stored hot water can be used both as domestic hot water and as drinking water.

Corrosion Resistance Is Very High;

All MIT tanks and accumulator tanks made of stainless steel are produced with appropriate materials considering all corrosion types. In addition, galvanic and cathodic protection was increased to a very high level with the magnesium anodes used.

Durability;

The service life of MIT stainless steel tanks and storage tanks is longer than enamel or galvanized immersion chambers due to the structure of the material used. Maintenance and repair is very easy.

Uninterrupted and Trouble-Free Operation;

MIT stainless steel tanks and accumulation tanks provide long life, maintenance and repair facilities, as well as efficient use of energy throughout the system, providing ideal solution for residential and commercial buildings, industrial plants, providing uninterrupted and trouble-free operation.

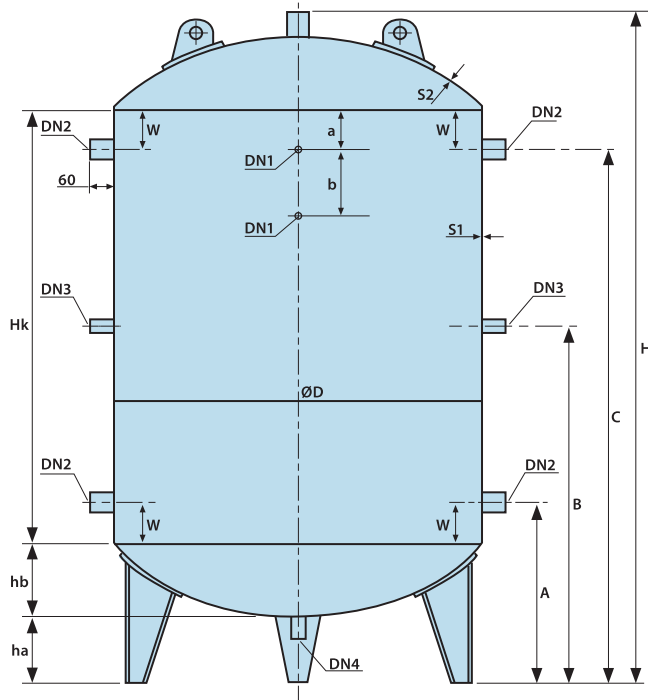


Dimensions and Material Features

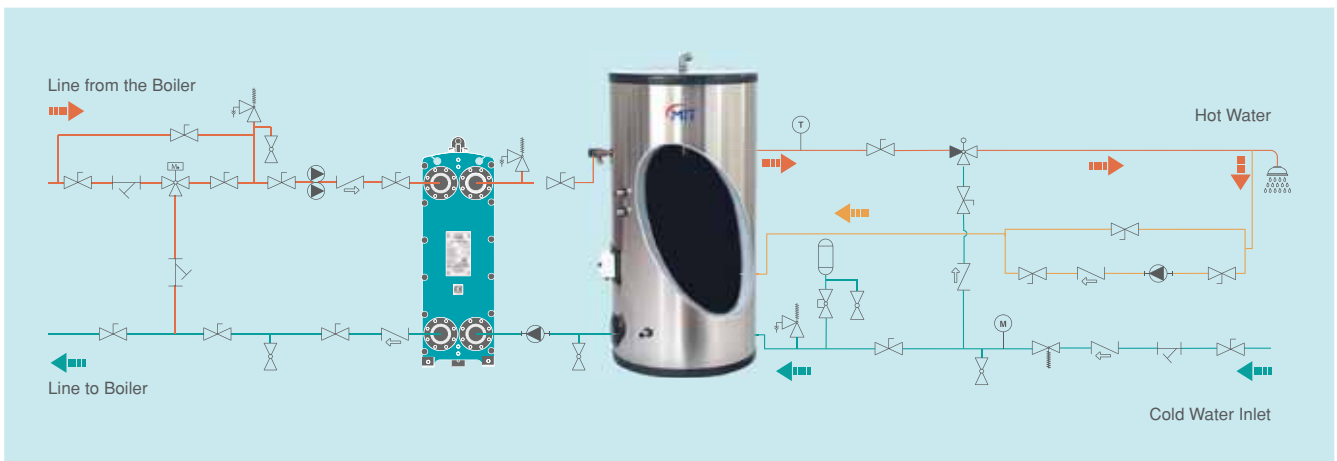
Model		MIT-SS 100	MIT-SS 160	MIT-SS 200	MIT-SS 350	MIT-SS 500	MIT-SS 600	MIT-SS 800
D	mm	400	460	475	550	650	660	780
Dpul	mm	420	500	500	700	820	820	935
A	mm	350	350	350	350	400	400	450
B	mm	650	650	750	875	925	1025	1075
C	mm	900	950	1150	1400	1450	1650	1700
H	mm	1160	1210	1410	1660	1760	1960	2010
Hk	mm	750	800	1000	1250	1250	1450	1450
hb	mm	100	100	100	120	150	150	150
ha	mm	150	150	150	150	150	150	200
w	mm	100	100	100	100	100	100	100
a	mm	100	100	100	100	100	100	100
b	mm	150	150	150	200	200	200	200
DN 1		1/2"	1/2"	1/2"	3/4"	3/4"	3/4"	3/4"
DN 2		1"	1"	1"	1 1/4"	1 1/4"	1 1/4"	1 1/2"
DN 3		3/4"	3/4"	3/4"	1"	1"	1"	1"
DN 4		3/4"	3/4"	3/4"	1"	1"	1"	1"
Material		AISI 304	AISI 304	AISI 304	AISI 304	AISI 304	AISI 304	AISI 304
Serpentine		1"	1 1/4"	1 1/4"	1 1/4"	1 1/4"	1 1/4"	1 1/4"
Serpentine Surfaces	m ²	0,6	0,85	1,2	1,5	2	2,2	2,92
S1 Body	mm	2	2	2	3	3	3	3
S2 Camber	mm	2	2	3	3	3	3	3

Model		MIT-SS 1000	MIT-SS 1500	MIT-SS 2000	MIT-SS 2500	MIT-SS 3000	MIT-SS 4000	MIT-SS 5000
D	mm	850	1050	1050	1200	1300	1300	1500
Dpul	mm	1055	1290	1290	1500	1590	1590	1830
A	mm	500	580	570	570	600	670	680
B	mm	1100	1130	1445	1370	1425	1770	1780
C	mm	1700	1680	2320	2170	2200	2870	2880
H	mm	2060	2060	2700	2550	2610	3350	3360
Hk	mm	1500	1500	2000	1800	2000	2500	2500
hb	mm	200	220	220	220	250	320	320
ha	mm	200	260	250	250	250	250	260
w	mm	100	100	100	100	100	100	100
a	mm	100	150	150	150	150	150	150
b	mm	200	200	200	200	200	200	200
DN 1		3/4"	3/4"	3/4"	3/4"	3/4"	3/4"	3/4"
DN 2		2"	2 1/2"	2 1/2"	2 1/2"	3"	3"	3"
DN 3		1 1/4"	1 1/2"	1 1/2"	1 1/2"	2"	2"	2"
DN 4		1 1/4"	1 1/2"	1 1/2"	1 1/2"	2"	2"	2"
Material		AISI 304	AISI 304	AISI 304	AISI 304	AISI 304	AISI 304	AISI 304
Serpentine		1 1/4"	1 1/4"	1 1/4"	1 1/4"	1 1/4"	1 1/2"	1 1/2"
Serpentine Surfaces	m ²	2,95	4	5	6	7	8	9
S1 Body	mm	3	4	4	4	4	4	5
S2 Camber	mm	4	4	5	5	5	6	6

Dimensions



Accumulations Tank - Connection Diagram



Solar Panel	Temperature Display	Pressure Display	Switch Flow	Pump	Twin Pump	Check Valve	Air Relief Cock
Bypass Valve	Pressure Breaker	Dirt Holder	Discharge Valve	3 Way Valve	Sediment Holder	Air Separat	Expansion Tanks with membrane
Balance Valve	Lock Valve	Radiator Valve	Spherical Valve	Pressure Safety Valve	3 Way Proport. Motor Valve	2 Way Motor Valve	Thermostatic Valve

Water Heater Tank Types

Stainless Steel Tanks

Material: 304 L or 316 L

Insulation

- Polyurethane
- Special sponge
- Glass wool
- Rock wool

Advantages

- Very high corrosive strength
- Very long service life
- High compressive strength
- Low heat loss



MIT Boiler Capacities

- Stainless Steel.
- Cathodic protection is available.
- Soft PU (Sponge) insulation.
- Stitched pipe with serpentine.
- Cleaning hole is available.
- Thermometer is on the boiler.
- Electric heater can be added in desired sizes.

SINGLE SERPANTINE			
Capacity (lt)	Heater Fluid Temperature	Heating Capacity (lt/h) 10 °C - 60 °C	Heating Capacity (lt/h) 10 °C - 45 °C
100	90-70 °C	280	529
	80-60 °C	178	357
160	90-70 °C	400	714
	80-60 °C	238	477
200	90-70 °C	620	1114
	80-60 °C	380	763
300	90-70 °C	620	1114
	80-60 °C	380	763
500	90-70 °C	1080	1857
	80-60 °C	680	1315
800	90-70 °C	1560	2729
	80-60 °C	1020	1915
1000	90-70 °C	1560	2729
	80-60 °C	1020	1915
1500	90-70 °C	2000	3486
	80-60 °C	1300	2458
2000	90-70 °C	2580	4429
	80-60 °C	1680	3143
2500	90-70 °C	3361	5801
	80-60 °C	2200	4115
3000	90-70 °C	3881	6687
	80-60 °C	2560	4744
4000	90-70 °C	4120	6870
	80-60 °C	3020	5220
5000	90-70 °C	5430	8750
	80-60 °C	4230	6600

DOUBLE SERPANTINE			
Capacity (lt)	Heater Fluid Temperature	Heating Capacity (Top+Bottom) (lt/h) 10 °C - 60 °C	Heating Capacity (Top+Bottom) (lt/h) 10 °C - 45 °C
160	90-70 °C	432	797
	80-60 °C	238	508
200	90-70 °C	568	1032
	80-60 °C	328	683
300	90-70 °C	568	1032
	80-60 °C	328	683
500	90-70 °C	1708	2971
	80-60 °C	1068	2078
800	90-70 °C	2260	3978
	80-60 °C	1460	2772
1000	90-70 °C	2260	3978
	80-60 °C	1460	2772
1500	90-70 °C	2700	4735
	80-60 °C	1740	3315
2000	90-70 °C	3750	6475
	80-60 °C	2430	4572
2500	90-70 °C	4801	8287
	80-60 °C	3120	5864
3000	90-70 °C	5696	9773
	80-60 °C	3710	6916
4000	90-70 °C	2100	4250
	80-60 °C	1230	3210
5000	90-70 °C	3050	4800
	80-60 °C	1730	4010

80 °C 90-70 Boiler 70 °C 80-60 Boiler

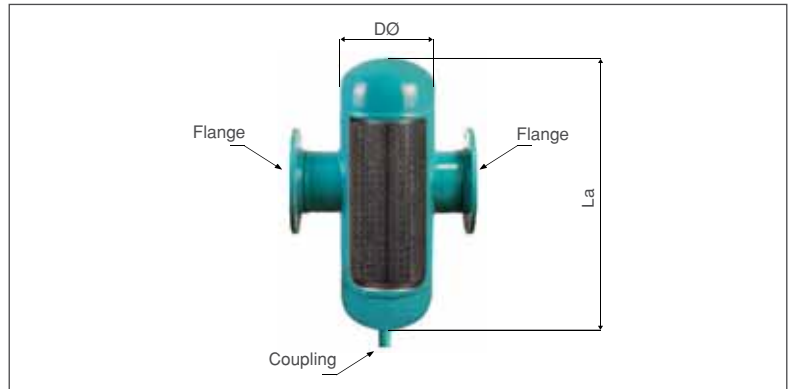




SEPERATORS

SEPERATORS

Dirt Seperators



TECHNICAL INFORMATION			
Code	Connection Diameter	Body Diameter	Height
MIT-TT	DN	ØD	La
MIT-TT-25	25	100	300
MIT-TT-32	32	125	310
MIT-TT-40	40	125	310
MIT-TT-50	50	150	320
MIT-TT-65	65	150	420
MIT-TT-80	80	200	490
MIT-TT-100	100	200	490
MIT-TT-125	125	250	630
MIT-TT-150	150	300	680
MIT-TT-200	200	400	700
MIT-TT-250	250	500	1030
MIT-TT-300	300	600	1320

It prevents the unknown matter in the water (mud and dirt etc.) from entering the water from entering into the drainage.

Features

- 1"-12" wiring connection (DN25-DN300).
- Maximum operation of 10 and 16 atm.
- The test pressure is 1.5 times the operating pressure.
- Maximum operating temperature of 120 °C
- PN16 pressure class.
- Electrostatic powder coating.

Advantages

- The impurities are filtered from the filter and accumulate in the lower part of the device.
- Thus, the system will never be clogged.

- The accumulated sediment is easily discharged through the drain valve under the device.

Connection Types

- Flanged Connection
- Tube Welded Connection
- Threaded Connection


Certificates

- TSEK Certificate
- CE Certificate
- ISO 9001 Certificate



Measurements are approximate and may vary. Production is done according to project and application dimensions.

Air Separators



TECHNICAL INFORMATION

Code	Connection Diameter	Body Diameter	Height
MIT-HA	DN	ØD	La
MIT-HA-25	25	100	300
MIT-HA-32	32	125	310
MIT-HA-40	40	125	310
MIT-HA-50	50	150	320
MIT-HA-65	65	150	420
MIT-HA-80	80	200	490
MIT-HA-100	100	200	490
MIT-HA-125	125	250	630
MIT-HA-150	150	300	680
MIT-HA-200	200	400	700
MIT-HA-250	250	500	1030
MIT-HA-300	300	600	1320

The air and water, which are dissolved in the water, start to circulate with the water in the system by increasing the temperature. This air can cause corrosion in materials such as pipes, fittings, boilers and combi boilers. Sound causes circulatory disorders and cavitation in pumps. Due to the air of the radiators, it can cause non-heating problems. Therefore, these problems are prevented by using air separators in the system.

Features

- 1"-12" wiring connection (DN25-DN300).
- 10 and 16 atm recommended operation.
- The test pressure is 1.5 times the operating pressure.
- Maximum use temperature of 120 °C.
- PN16 pressure class.
- Electrostatic powder coating.

Advantages

- Discharges the air in the system.
- The air is continuously evacuated when the system is running without the need to stop the pump

during venting.

- The top drain valve is provided for draining air during filling.

Connection Types

- Flanged Connection
- Tube Welded Connection
- Threaded Connection

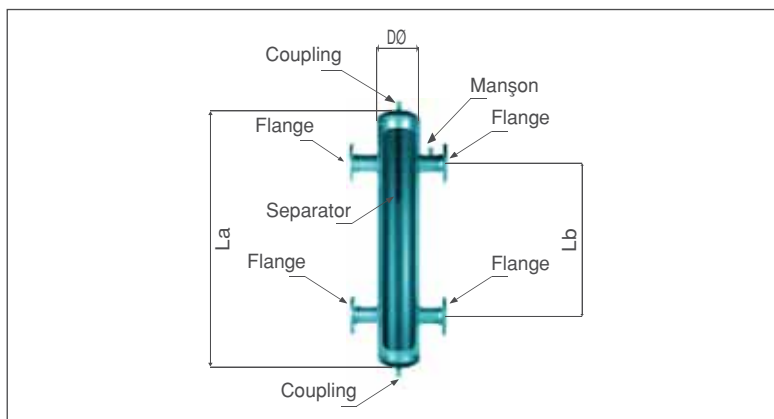
Certificates

- TSEK Certificate
- CE Certificate
- ISO 9001 Certificate



Measurements are approximate and may vary. Production is done according to project and application dimensions.

Balance Tank



TECHNICAL INFORMATION

Code	Connection Diameter	Body Diameter	Height	Interconnection Height	Flow	Capacity
MIT-DK	DN	ØD	La	Lb	m ³ /h	kW
MIT-DK-25	25	65	450	280	1	20
MIT-DK-32	32	65	450	270	1,7	29
MIT-DK-40	40	80	480	320	2,5	43
MIT-DK-50	50	100	600	350	4	70
MIT-DK-65	65	150	720	400	8	140
MIT-DK-80	80	200	940	500	12	210
MIT-DK-100	100	200	940	500	20	350
MIT-DK-125	125	250	1160	600	32	550
MIT-DK-150	150	300	1380	700	52	900
MIT-DK-200	200	400	1840	1000	100	1750
MIT-DK-250	250	500	2130	1250	185	3250
MIT-DK-300	300	600	2420	1660	300	5250

In the boiler circuit (primary circuit) and in the heating circuits (secondary circuit) the hydraulic balance vessel separates the boiler circuit and the heating circuits from each other if there are different heating water flows.

Features

- 1"-12" wiring connection (DN25-DN300).
- 10 and 16 atm recommended operation.
- The test pressure is 1.5 times the operating pressure.
- Maximum operating temperature of 120 °C.
- PN16 pressure class.
- Electrostatic powder coating.

Advantages

- There is no hydraulic effect between the boiler circuit and the heating circuit.
- Boilers and heating zones operate under suitable water flow.
- It can be used in single or multiboiler systems

regardless of heating circuit control systems.

- The adjustment elements on both sides of the equilibrium container work optimally. (Three-way valve, etc.) Boiler circuit and adjustment elements are dimensioned without any problem.

Connection Types

- Flanged Connection
- Tube Welded Connection
- Threaded Connection

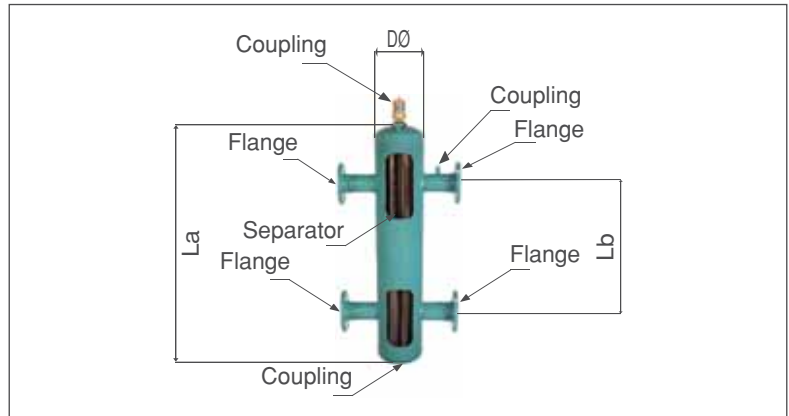
Certificates

- TSEK Certificate
- CE Certificate
- ISO 9001 Certificate



Measurements are approximate and may vary. Production is done according to project and application dimensions.

Combined Balance Tank



TECHNICAL INFORMATION

Code	Connection Diameter	Body Diameter	Height	Interconnection Height	Flow	Capacity
MIT-PDK	DN	ØD	La	Lb	m ³ /h	kW
MIT-PDK-25	25	65	450	280	1	20
MIT-PDK-32	32	65	450	270	1,7	29
MIT-PDK-40	40	80	480	320	2,5	43
MIT-PDK-50	50	100	600	350	4	70
MIT-PDK-65	65	150	720	400	8	140
MIT-PDK-80	80	200	940	500	12	210
MIT-PDK-100	100	200	940	500	20	350
MIT-PDK-125	125	250	1160	600	32	550
MIT-PDK-150	150	300	1380	700	52	900
MIT-PDK-200	200	400	1840	1000	100	1750
MIT-PDK-250	250	500	2130	1250	185	3250
MIT-PDK-300	300	600	2420	1660	300	5250

The combined balance tank performs the function of the air separator, the sediment retainer-strainer and the equilibrium tank. Thanks to this feature, it provides significant cost savings.

Features

- 1"-12" wiring connection (DN25-DN300).
- 10 and 16 atm recommended operation.
- The test pressure is 1.5 times the operating pressure.
- Maximum use temperature of 120 °C.
- PN16 pressure class.
- Electrostatic powder coating.

Advantages

- In closed circuit heating systems, the heater extends the life of the boiler systems by making thermal and hydraulic balancing between the welding and the installation.
- Provides pressure, temperature and flow balance of different heat boilers.

- The air separation process can be done very quickly thanks to the automatic air purge air purifier. Thanks to the drain cock at the bottom of the equilibrium vessel, the deposits and debris accumulated in the container can be easily emptied.

Connection Types

- Flanged Connection
- Tube Welded Connection
- Threaded Connection

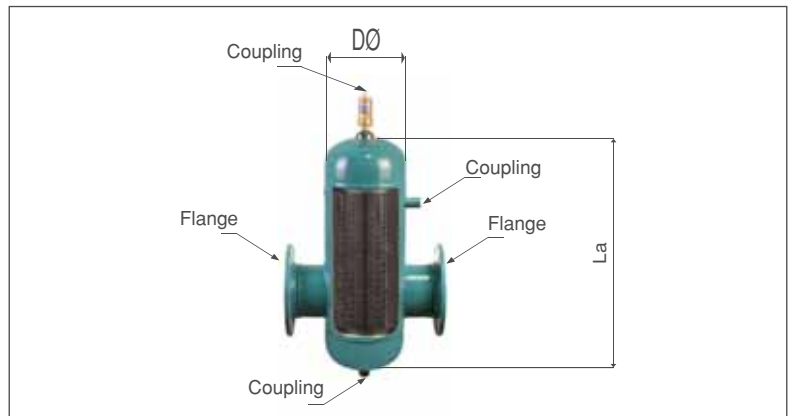
Certificates

- TSEK Certificate
- CE Certificate
- ISO 9001 Certificate



Measurements are approximate and may vary. Production is done according to project and application dimensions.

Combined Dirt and Air Separators



TECHNICAL INFORMATION			
Code	Connection Diameter	Body Diameter	Height
MIT-PTHA	DN	ØD	La
MIT-PTHA-25	25	100	300
MIT-PTHA-32	32	125	310
MIT-PTHA-40	40	125	310
MIT-PTHA-50	50	150	320
MIT-PTHA-65	65	150	420
MIT-PTHA-80	80	200	490
MIT-PTHA-100	100	200	490
MIT-PTHA-125	125	250	610
MIT-PTHA-150	150	300	675
MIT-PTHA-200	200	400	750
MIT-PTHA-250	250	500	1030
MIT-PTHA-300	300	600	1320

It prevents the unknown matter in the water (sludge, sediment and dirt caused by the water) to enter into the drainage and into the drain.

Features

- 1"-12" wiring connection (DN25-DN300).
- 10 and 16 atm recommended operation.
- The test pressure is 1.5 times the operating pressure.
- Maximum use temperature of 120 °C.
- PN16 pressure class.
- Electrostatic powder coating.

Advantages

- The impurities are filtered from the filter and accumulate in the lower part of the device.
- Thus, the system will never be clogged.
- The accumulated sediment is easily discharged

through the drain valve under the device.

- The air separation process can be done very quickly thanks to the automatic air purge air purifier. Thanks to the drain cock at the bottom of the equilibrium container, the sediment and debris holder accumulated in the container can be easily emptied.

Connection Types

- Flanged Connection
- Tube Welded Connection
- Threaded Connection



Measurements are approximate and may vary. Production is done according to project and application dimensions.

Neutralization Unit Pro



TECHNICAL INFORMATION						
Code	Capacity	Flow	Width	Depth	Height	Inlet-Outlet
MIT-NUP	kW	l/h	mm	mm	mm	inch
MIT-NUP-350	350	40	400	300	235	3/4"
MIT-NUP-500	500	60	400	300	235	3/4"
MIT-NUP-750	750	90	600	400	235	3/4"
MIT-NUP-1000	1000	120	600	400	235	3/4"
MIT-NUP-1500	1500	180	600	400	335	3/4"
MIT-NUP-2000	2000	240	600	600	335	1"
MIT-NUP-3000	3000	360	800	600	400	1"
MIT-NUP-4000	4000	480	800	600	400	1"

Due to condensation occurring during combustion and condensation of flue gases, pH values are reduced and condensate acid is formed. The condensate acid causes severe ecological problems and causes corrosive effects on the economizer and the boiler. The neutralization device prevents this problem by neutralizing the pH value.

Features

- Complies with legislation.
- Material is PP or HDPE.
- Easy to install and use.
- Easy maintenance and cleaning.
- Can be manufactured in different dimensions and capacities.

Certificates

- TSEK Certificate
- CE Certificate
- ISO 9001 Certificate



Measurements are approximate and may vary. Production is done according to project and application dimensions.

Neutralization Unit Eco




TECHNICAL INFORMATION						
Code	Capacity	Flow	Width	Depth	Height	Inlet-Outlet
MIT-NUE	kW	l/h	mm	mm	mm	inch
MIT-NUE-350	350	50	400	300	300	1"
MIT-NUE-500	500	60	400	300	300	1"
MIT-NUE-750	750	100	565	410	370	1 1/2"
MIT-NUE-1000	1000	120	565	410	370	1 1/2"
MIT-NUE-1500	1500	180	600	490	340	1 1/2"
MIT-NUE-2000	2000	200	600	490	340	1 1/2"
MIT-NUE-2500	2500	250	800	600	500*	1 1/2"
MIT-NUE-3000	3000	300	800	600	500*	1 1/2"

Features

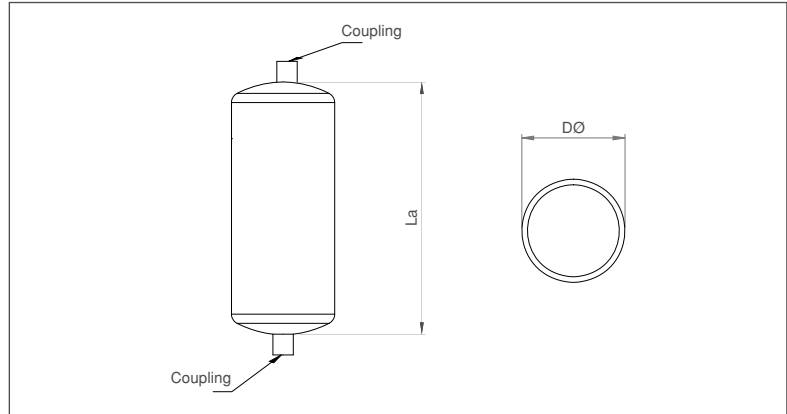
- Complies with legislation.
- Material is PP or HDPE.
- Easy to install and use.
- Easy maintenance and cleaning.
- Affordable and effective system.
- Various sizes and capacities can be manufactured.
- Cover bolts are stainless steel.
- Tank content; Lime Stone (Calcium Carbonate) and Neutralization Granules.

Caution

- The limestone in the tank should contain more than 90% calcium carbonate.
- Calcium carbonate is low (inactive particles in chemical reaction form sludge in the tank), thus preventing chemical reaction and fluid flow.
- When the amount of limestone in the tank falls below a certain level, new ones are placed.
- The pH value should be measured at periodic intervals.
- If the pH value is low, the stone level should be checked.

 Measurements are approximate and may vary. Production is done according to project and application dimensions. * These models are wheeled and the height including the wheel is 640 mm.

Air Tanks



TECHNICAL INFORMATION			
Code	Capacity	Body Diameter	Height
MIT-HT	lt	ØD	La
MIT-HT-5	5	150	225
MIT-HT-10	10	200	260
MIT-HT-15	15	200	390
MIT-HT-20	20	300	240
MIT-HT-30	30	300	360
MIT-HT-40	40	300	480

The air tank ensures that the air formed in the pipes and radiators in the central heating systems is easily collected and discharged from the top branch. Allows air in the system to be evacuated. Continuously evacuates air while the system is running. A relief valve or an air breather can be installed.

Features

- 10-16 atm maximum operation.
- The test pressure is 1.5 times the operating pressure.
- Maximum use temperature of 120 °C.
- Electrostatic powder coating.

Certificates

- TSEK Certificate
- CE Certificate
- ISO 9001 Certificate



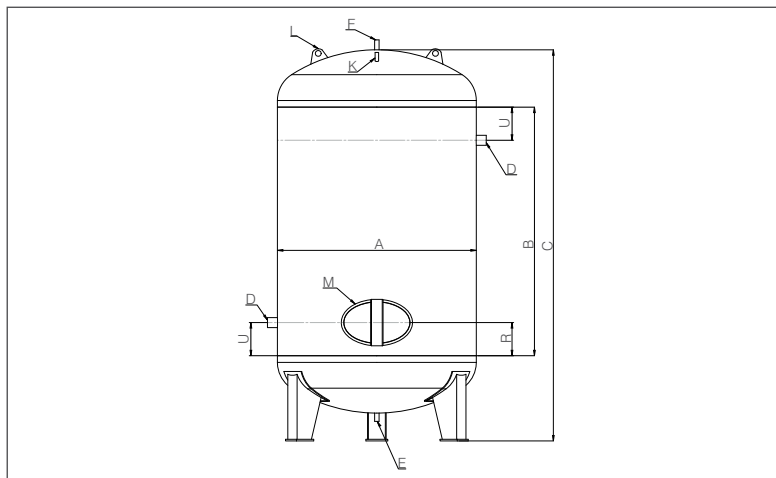
Measurements are approximate and may vary. Production is done according to project and application dimensions.





AIR TANKS

MIT AIR TANKS



TECHNICAL INFORMATION

Volume	A	B	C	D	F	K	E	M	U	R	L	Pressure (bar)	Wall Thickness (mm)	Weight (kg)
100 lt	323	1000	1300	3/4"	1/2"	1/2"	1/2"	-	200	-	1	10	3	50
												16	4	
												40	8	
200 lt	450	1200	1500	3/4"	1/2"	1/2"	1/2"	-	200	-	1	10	4	85
												16	5	
												40	10	
300 lt	550	1200	1600	3/4"	1/2"	1/2"	1/2"	-	200	-	1	10	4	110
												16	5	
												40	10	
500 lt	600	1500	2100	1 1/4"	1/2"	1/2"	1/2"	-	200	-	1	10	4	155
												16	5	
												40	10	
1000 lt	850	1500	2250	1 1/4"	1/2"	1/2"	1/2"	140x180	200	200	1	10	5	295
												16	6	
												40	12	
1500 lt	1000	1500	2350	1 1/4"	3/4"	1/2"	1/2"	140x180	200	200	1	10	6	525
												16	8	
												40	14	
2000 lt	1150	1500	2350	2"	3/4"	1/2"	3/4"	140x180	200	200	2	10	6	530
												16	8	
												40	14	
3000 lt	1150	2000	3100	2"	3/4"	1/2"	3/4"	140x180	200	200	2	10	6	660
												16	8	
												40	14	
4000 lt	1660	1500	2750	DN 80	2"	1/2"	1"	320x440	375	375	2	10	8	1150
												16	12	
5000 lt	1600	2000	3100	DN 80	2"	1/2"	1"	320x440	375	375	2	10	8	1360
												16	12	
6000 lt	1600	2500	3600	DN 80	2"	1/2"	1"	320x440	375	375	2	10	10	1700
												16	14	
8000 lt	1600	3000	4600	DN 100	2"	1/2"	1"	320x440	375	375	2	10	10	2200
												16	14	
10000 lt	1900	3000	4350	DN 100	2"	1/2"	1"	320x440	375	375	2	10	10	2100
												16	14	

The air tank is one of the main products that balances the pressure fluctuations at the compressor outlet. Provides air pressure at constant pressure. Stores the amount of air required to meet sudden air demands exceeding the compressor capacity.

The capacity of the air tank is determined depending on the compressor capacity and the shape of the air demand. Air tanks should be installed where the ambient temperature is low. The place where the tank is located in a moist and corrosionable place should be produced by increasing the strength by removing the double layer primer.

Air tanks are manufactured in such a way that they can be fitted with the necessary accessories.

For example;

- Safety valve
- Drain valve
- Manometer



Our air tanks are produced in 10-16-20 and 40 bars. Custom designs can be produced.



Ekin is aware that the progress in its sector is possible through continuous development and learning.

Ekin Academy, established with this awareness, aims to provide high-quality and sustainable development with its modern education methods, to provide successful employees and to provide value to the society through social responsibility projects.

Training and development programs that will make a direct contribution to the results of our employees' work processes and which will make a difference in their personal development are prepared by Ekin Academy.

For our business partners and customers, our training modules prepared by our expert staff provide training support for pre-sales and post-sales issues such as commissioning, operation, maintenance and repair of our products.

In cooperation with universities within the scope of corporate social responsibility projects, we are experiencing the happiness of adding value to the society by allowing the engineer candidate, who aims to take place in the fields where Ekin is active, to meet with the sector and to experience the theoretical knowledge acquired in the fields of application.

In-Company Trainings

Ekin Academy conducts technical, leadership, strategy development, sales and training and development programs for different tasks in the fields of heat transfer, pressure vessels, package systems, food systems and liquid transfer.



Out-of-Company Trainings

We are realizing conferences and training activities to our business partners, professional groups and institutions where we carry out social responsibility projects in various locations of Turkey.



SALES TEAM

At Ekin, we produce a proactive solution by our engineering staff who are specialized in their field. Our team, which works with the aim of unconditional customer satisfaction, works selflessly in order to gain customer loyalty by raising the bar of success in products, services and processes.

We are happy to share our accumulated knowledge with our valued customers. Ekin will continue to be the best solution partner for you in all applications with all kinds of heating and cooling applications.



Customer Satisfaction

Customer rights are protected in all circumstances.



Privacy Policy

Aware of the importance of protecting personal information, personal information is not shared with third parties.



Information Security

The requirements of ISO 27001 information security management system are fulfilled at Ekin.



Ethical Values

In all our business relations, our principle of mutual benefit by adhering to laws and ethics is our principle.

CERTIFICATES

Certificate of Registration CE

Manufacturer:
EKİN ENDÜSTRİYEL ISITMA SOĞUTMA SAN. VE TİC.LTD.ŞTİ.

Address:
ATATÜRK CAD. DES SANAYİ BİTESİ 107. SOK. B 14 BLOK NO 24 4 ÜMRANİYE / İSTANBUL / TURKEY

Product:
MULTI-UNIT UNIT

Brand:
MIT

Type:
- MIT KL ENK (2500W, 3000W, 3500W, 4000W, 4500W, 5000W, 5500W, 6000W, 6500W)
- MIT KL PRO (2500W, 3000W, 3500W, 4000W, 4500W, 5000W, 5500W, 6000W, 6500W)

Product Standard:
2009/005C CPSI General Product Safety Directive

Directive / Class:
2009/005C CPSI General Product Safety Directive

This certificate with the relevant technical files is reviewed and attested with presumption of compliance with the essential requirements listed (EU Directives) above. Other relative directives must be applied.
This attestation does not exempt the compulsory obligation of the manufacturer to issue the declaration of conformity.
This certificate does not remove the responsibility to national / international trade of the company for product safety, labeling etc.

Certificate No	TR-ISO-1001
Certificate Date	11.01.2019
Issue Date	19.01.2019
Expiry Date	19.01.2020

ISQ International Certification Co., Ltd.

Certificate of Compliance

APPLICANT: EKİN ENDÜSTRİYEL ISITMA SOĞUTMA SAN. TİC. LTD. ŞTİ.
ESENKENT M. DESSAH SAN. SİT. 107. SK. ATATÜRK C.B. 14 BLOK SA 4 ÜMRANİYE / İSTANBUL.

MANUFACTURE: EKİN ENDÜSTRİYEL ISITMA SOĞUTMA SAN. TİC. LTD. ŞTİ.
ESENKENT M. DESSAH SAN. SİT. 107. SK. ATATÜRK C.B. 14 BLOK SA 4 ÜMRANİYE / İSTANBUL.

TRADE MARK / PRODUCT TYPE / MODEL: MIT
ELECTRICAL WATER HEATER - ELEKTRİK SUYU ISITICI BOYLER
MIT 323 / MIT 322 / MIT 203 / MIT 202 / MIT 303 / MIT 302 / MIT 503 / MIT 502 / MIT 403 / MIT 402 / MIT 305 / MIT 304 / MIT 205 / MIT 204 / MIT 305 / MIT 304 / MIT 405 / MIT 404 / MIT 505 / MIT 504 / MIT 503 / MIT 404 / MIT 403 / MIT 304 / MIT 303 / MIT 204 / MIT 203 / MIT 404 / MIT 403 / MIT 504 / MIT 503 / MIT 404 / MIT 403 / MIT 504 / MIT 503 / MIT 404 / MIT 403 / MIT 504 / MIT 503

Verification to: Standard: EN 60335-2-21, EN 55014-1, EN 55017
Related to CE Directive(s): 2014/53/EU (Low Voltage)

Remark: The product(s) has been certified on a voluntary basis. The product(s) satisfies the requirements of the Certification Mark of MEDCERT, in reference to the above listed Standard(s). The above Certification Mark can be affixed on the product(s) accordingly to the MEDCERT regulation about its release and its use. Regulation can be found at www.medcert.com.tr. Whereas the Manufacturer is responsible of the CE verification of the product(s) and not exempted to perform all the necessary activities before placing the product(s) on the market.
The Manufacturer is also responsible to maintain efficient the internal production control to ensure the product(s) are in compliance with the Certification MEDCERT Mark. This certificate can be checked for www.medcert.com.tr

Certificate No / Certificate No:	CE-111202
Declaration / Date of Audit:	21.11.2015
Test / Date of Registration:	24.11.2015
Product / Issue / Date:	21.11.2015
Company / Issue / Date:	21.11.2015

EKİN ENDÜSTRİYEL ISITMA SOĞUTMA SAN. VE TİC. LTD. ŞTİ.

Adres: Yak. M. DeSSAH Sanayi Sitesi No:107 SK. ATATÜRK C. B. 14 BLOK SA 4 ÜMRANİYE / İSTANBUL
Tic. Sic. No: 277 81 46 - Faks: 0212 227 81 47 - www.ekin.com.tr - info@ekin.com.tr

Certificate of Registration CE

Manufacturer:
EKİN ENDÜSTRİYEL ISITMA SOĞUTMA SAN. VE TİC.LTD.ŞTİ.

Address:
ATATÜRK CAD. DES SANAYİ BİTESİ 107. SOKAK B 14 BLOK NO 24 4 ÜMRANİYE / İSTANBUL / TURKEY

Product:
SINGLE SEPARATE WATER HEATER - TEK BİRİMLİ SU ISITICI BOYLER

Type(s) / Model(s):
MIT 101, MIT 161, MIT 201, MIT 301, MIT 351, MIT 501, MIT 601, MIT 801, MIT 1001, MIT 1501, MIT 2001, MIT 2501, MIT 3001, MIT 3501, MIT 4001, MIT 5001

Trade Mark:
MIT

Product Standard:
EN 60335-2-21, EN 55014-1, EN 12897

Directive(s):
2014/52/EU Low Voltage Directive (LVD)

This certificate with the relevant technical files is reviewed and attested with presumption of compliance with the essential requirements listed (EU Directives) above. Other relative directives must be applied.
This attestation does not exempt the compulsory obligation of the manufacturer to issue the declaration of conformity.
This certificate does not remove the responsibility to national / international trade of the company for product safety, labeling etc.

Certificate No	TR-LVD-1047
Certificate Date	05.04.2017
Issue Date	06.04.2018
Expiry Date	06.04.2019

ISQ International Certification Co., Ltd.

Eurasian Conformity Declaration

DECLARATION OF CONFORMITY

Manufacturer: EKİN ENDÜSTRİYEL ISITMA SOĞUTMA SAN. VE TİC. LTD. ŞTİ.
ESENKENT M. DESSAH SAN. SİT. 107. SK. ATATÜRK C.B. 14 BLOK SA 4 ÜMRANİYE / İSTANBUL.

Product: MIT 101, MIT 161, MIT 201, MIT 301, MIT 351, MIT 501, MIT 601, MIT 801, MIT 1001, MIT 1501, MIT 2001, MIT 2501, MIT 3001, MIT 3501, MIT 4001, MIT 5001

Standard: EN 60335-2-21, EN 55014-1, EN 12897

Declaration: I, the undersigned, being a duly authorised signatory for the manufacturer, hereby declare that the product(s) is/are in conformity with the requirements of the standard(s) listed above and that the product(s) is/are safe for use under the conditions specified in the standard(s) listed above.

Signature:

Date: 18.04.2018

ECAS

Eurasian Conformity Declaration

Date of Declaration: 18.04.2018

AT TİP İNCELEME SERTİFİKASI / EC TYPE EXAMINATION

Holder Of Certificate (Sertifika Sahibi) : EKİN ENDÜSTRİYEL İSITMA SOĞUTMA SAN. TİC LTD. ŞTİ
Company Address (Firma Adresi) : Esenlerdi M.Em. San. San. Sit. 107. Sok. Altınoluk C.B 14Blok 2A 4 Çarşıya/İstanbul
Production Address (Üretim Adresi) : Başak Mah. Tülöke Yolu Anadol Cad.No 23 Gedizli/Kocaeli /Türkiye
Trade Mark (Ticari Marka) : MIT
Product (Ürün) : Kapalı Genleşme Tankı / Closed Expansion Vessel
Modeller (Modeler) : EK1 Ürün / They have shown in the attached list

The technical documentation review and evaluation of the product(s) was done for above described product(s) according to 97/23/EC Pressure Equipment Directive Annex B / Modül B EC Type Examination of the company whose information given above and it was found suitable for conditions of Technical Regulations/Harmonized Standards / Yukarıda listelenen teknik dokümanların incelenmesi ve Ürün(Ürünleri) Değerlendirilmesi 97/23/AT Basınç Ekipmanları Yönetmeliğinin EK B Modül B AT Tip İncelemesi (B2010) kapsamında gerçekleştirilmiş ve Teknik Düzenleme/Ürünleştirilme Standartı gerektiren uygun olduğu tespit edilmiştir.

For affixing the Notified Body number with CE mark , company has to carry out one of the modules mentioned in 97/23/EC Pressure Equipment Directive Annex B / Kurulmuş CE İşareti ile birlikte Ürün(Ürünleri) Kuruluş Kıtak numarasını belirtmek için 97/23/AT Basınç Ekipmanları Yönetmeliğinin EK B'de belirtilen gösterim modüllerinden birini uygulamaya geçirmektedir.

Sertifika No / Certificate No : 965-021-00-TR-PEE-14-052
Rapor Numarası / Report No : R-965-PEE-001
Sertifika Tarihi / Certificate Date : 18.11.2015
Geçerlilik Tarihi / Expiry Date : 18.11.2025
Yer / Place : İSTANBUL

Manufacturer will inform TCS International Certification about every modification that can affect safety of equipments / Ürünler: TCS Uluslararası Belgelendirme'ye ayrıca yapılabildiği ölçüde değişiklikleri bildirmek zorunda olacaktır.

TCS
APPROVAL ONLY
EMRE ÖZGÜR
General Manager / Genel Müdür

TCS
T.C. Sanayi, Ticaret, Enerji, Kültür ve Turizm Bakanlığı
T.C. Ministry of Industry, Trade, Energy, Culture and Tourism
www.tcs.org.tr

TÜRK STANDARLARI ENSTİTÜSÜ TÜRK STANDARLARINA UYGUNLUK BELGESİ TURKISH STANDARDS INSTITUTION CERTIFICATE OF CONFORMITY TO TURKISH STANDARDS

BELGE NUMARASI / REFERENCE NUMBER OF LICENCE : 011181-TSE/02/01
BELGENİN İLK VERİLİŞ TARİHİ / DATE OF FIRST ISSUE OF LICENCE : 07.06.2018
BELGENİN SON GEÇERLİLİK TARİHİ / LICENCE VALID UNTIL : 07.06.2019
BELGE SAHİBİ KURULUŞUN ADI / NAME OF THE LICENCE HOLDER : EKİN ENDÜSTRİYEL İSITMA SOĞUTMA SAN. VE TİC. LTD. ŞTİ.
BELGE SAHİBİ KURULUŞUN ADRESİ / ADDRESS OF THE LICENCE HOLDER : DUDULLU OSB MAH. DES SANAYİ SİT. B14 BLOK 107. SOK. NO:2-4-6-8 ÜMRANİYE İSTANBUL/TÜRKİYE
ÜRETİM YERİ ADI / NAME OF THE MANUFACTURING PLACE : EKİN ENDÜSTRİYEL İSITMA SOĞUTMA SAN. VE TİC. LTD. ŞTİ.
ÜRETİM YERİ ADRESİ / ADDRESS OF THE MANUFACTURING PLACE : DUDULLU OSB MAH. DES SANAYİ SİT. B14 BLOK 107. SOK. NO:2-4-6-8 ÜMRANİYE İSTANBUL/TÜRKİYE
İPTAL EDİLEN BELGE NUMARASI (Varsa) / INDICATION OF SUPERSEDED LICENCE (if any) :
TESCİLLİ TİCARİ MARKASI / REGISTERED TRADE MARK : MIT
İLGİLİ TÜRK STANDARTI / RELATED TURKISH STANDARD : TS EN 13831 / Su tesisatları için diyaframlı kapalı genleşme tankları / 09.11.2010
BELGE KAPSAMI / SCOPE OF LICENCE : MIT TİCARİ MODELİ, EN YÜKSEK ÇALIŞMA BASINCI 10 BAR OLAN, SU TESİSATLARI İÇİN DİYAFRAMLİ KAPALI GENLEŞME TANKI

08.06.2018
Belgelendirme Merkezi Başkanı Adına
ÖMER FARUK DUMAN
SAKARYA BELGELENDİRME MÜDÜRÜ

Tu belge belgelendirilen ürünün, üretici yerinin, Etiketininin belgelendirilen şartları karşılığıdır.
Bu belge hiç bir şekilde telif edilemez, kopyalanmaz veya başka amaçla kullanılabilir, kopya ve satışı yasaktır.
TSE SAKARYA BELGELENDİRME MÜDÜRLÜĞÜ Adres : 1. Organize Sanayi Bölgesi Doğu Kapısı, Şişli Zübeyde Hanım Cad. Halk / ADAPAZARI / Tel: 2643912675
Faks : 2642912678
TSE BELGELENDİRME MERKEZİ BAŞKANLIĞI Adres : Necatibeyi Cad. No:112 06100 Sakarya/ANKARA - Tel : 0 312 416 64 61 / 416 64 27 Faks : 0 312 416 66 17
e-posta : tmb@tse.org.tr , web : www.tse.org.tr

<https://evakkontrol.net.org.tr/BelgeDetaylari.aspx?m=246489> adresinden belgenin doğruluğunu ve geçerliliğini sorgulayınız.

Certificate of Registration CERTIFICATE OF CONFORMITY

TECHNICAL FILE/TEKNIK DOSYA UYGUNLUK SERTİFİKASI
Certificate No: PC-1066

to the Manufacturer / aşağıdaki üretici için:

EKİN ENDÜSTRİYEL İSITMA SOĞUTMA SAN. VE TİC.LTD.ŞTİ.
Muhür No: 965-021-00-TR-PEE-14-052

Product and designation of type / Ürün ve belirtilen türler:
Air Separator/Hava Ayırıcı / MIT Brandol/MIT Markalı
HA20, HA25, HA32, HA40, HA50, HA65, HA80, HA100, HA125, HA150,
HA200, HA250, HA300, HA350, HA400

The products is covered by the following EU-Directive /
Ürünler aşağıdaki yönetmelik kapsamındadır:
2014/68/EU Pressure Equipment Directive (PED)

Observing all EU Directives for the product, the CE mark can be available on the products /
Ürünler tüm Avrupa Birliği yönetmeliklerinde CE işareti kullanılabilir.

This certificate covers the above product... Does not cover all products produced,
covers the above products / Bu sertifika yukarıdaki ürünleri kapsamaktadır.
Ürünler tüm ürünleri kapsamaz, yukarıdaki ürünleri kapsar.

Certificate Date / Sertifika Tarihi :
Date of Initial Registration / İlk Belgelendirme Kayıt Tarihi : November 26th, 2015 / 26 Kasım 2015
Date of Last Issue / Yayımla Tarihi : March 23rd, 2018 / 23 Mart 2018
Date of Expiry / Geçerlilik Bitimi : March 23rd, 2019 / 23 Mart 2019

Signed :
TÜRKİYE İSITMA VE SOĞUTMA ENSTİTÜSÜ İNCELEME VE SERTİFİKASYON A.Ş.
www.belgelendirme.com.tr
Cemil Özdemir

İSQA
Accredited ISO 9001:2015 / 19001:2015
T.C. Sanayi, Ticaret, Enerji, Kültür ve Turizm Bakanlığı

WELDING PROCEDURE QUALIFICATION RECORD (PQR) (Section IX, ASME Boiler and Pressure Vessel Code)

CERTIFICATE 09-702-01-C-10-2017-211402991

Procedure Qualification Record No: wPQR-43-BW-01
Company Name : Ekin Endüstriyel Isitma Soğutma San. Tic. Ltd. Şti. Address : Des Sanayi Sitesi 107.Sit. B14 Blok No:2-4-6-8 Ümraniye/İST
Welding Process(es) : GTAW Type(s) : Manual

BASE METALS (BW-403)
Material Spec. : ASTM 316 (2205NiMo37-22-2)
Type or Grade, or UNS Number : 6/1 90 6/1
P-No./P-No. : S
Thickness of Test Coupon : N/A
Diameter of Test Coupon : No pass over 13mm
Other : -

POSTWELD HEAT TREATMENT (QW-407)
Temperature : -
Time : -
Other : -

FILLER METALS (QW-404)
SFA Specification : AS.9
AWS Classification : ER 308 L
Trade Name : S
Filler Metal P-No. : S
Weld Metal Analysis A-No. : 1
Size of Filler Metal : 2
Filler Metal Product Form : Solid Rod
Supplemental Filler Metal : N/A
Weld Metal Thickness : S
Flux Type : N/A
Flux Trade Name : N/A
Other (QW-404.14) : N/A

ELECTRICAL CHARACTERISTICS (QW-405)
Current : DC
Polarity : EN
Amps : 95-110
Volts : 19-12
Tungsten Electrode Size : 2
Heat Input : 0.63-1.75 kJ/mm
Mode of Metal Transfer for GMAW (FCAW) : N/A
Other : -

POSITION (QW-405)
Position of Groove : 1G
Weld Progression (Up/HiL, Down/L) : N/A
Other : -

PREHEAT (QW-406)
Preheat Temperature(Min.) : Min. 10°
Interpass Temperature(Max.) : Max. 200°
Other : -

TECHNIQUE (QW-410)
Travel Speed(mm) : See below table
String or Weave Bead : String Bead
Oscillation : N/A
Multi/ Single Pass (per side) : Multi Pass
Single or Multiple Electrodes : Single
Initial and Interpass Clearing : Grinding and Brushing
Method of Back Chipping : Grinding
Other (QW-410.11 / QW-410.04) : -

Weld Layer	Process	Filler Metal		Tungsten		Welding (H)	Travel Speed (mm/min)	Heat Input (kJ/mm)
		Class	Size (mm)	Type / Polarity	Amps Range (A)			
1	GTAW	ER 308 L	2	DC EN	95-110	19-12	0.67	0.61-0.71
2	GTAW	ER 308 L	2	DC EN	95-110	19-12	0.66	0.61-0.69
3	GTAW	ER 308 L	2	DC EN	95-110	19-12	0.77	1.5-1.71
4	GTAW	ER 308 L	2	DC EN	95-110	30-31	0.6	1.19-1.37

TÜV Teknik Kontrol ve Belgelendirme A.Ş.
Aydınlar Cad. Paşa 58. Katlı Plaza No: 2-4 Kat, Etiler/Beşiktaş, İstanbul-TÜRKİYE
Telefon: +90 212 235 20 42 Fax: +90 212 295 58 44 E-mail: tuv.tsk@tuv-tk.com.tr

TÜRK STANDARLARI ENSTİTÜSÜ
TÜRK STANDARLARINA UYGUNLUK BELGESİ
TURKISH STANDARDS INSTITUTION
CERTIFICATE OF CONFORMITY TO TURKISH STANDARDS

Markanın Tanımı / Description of the Mark
TSE **TSE** **TSE**

BELGE NUMARASI / PERFORMANCE NUMBER OF LICENSE: 211181-TSE-01401
BELGENİN İLK YERLİŞİ TARİHİ / DATE OF FIRST ISSUE OF LICENSE: 14.12.2016
BELGENİN SON GEÇERLİLİK TARİHİ / EXPIRE DATE OF THE LICENSE: 14.12.2018
BELGE SAHİBİ KURULUŞUN ADI / NAME OF THE LICENSE HOLDER: EKİN ENDÜSTRİYEL ISITMA SOĞUTMA SAN. VE TİC. LTD. ŞTİ.
BELGE SAHİBİ KURULUŞUN ADRESİ / ADDRESS OF THE LICENSE HOLDER: DUDULLU ÖSS MAH. DES-107 SK. NO:2 ÜMRANİYE İSTANBUL/TÜRKİYE
ÜRETİM YERİ ADI / NAME OF THE MANUFACTURING PLACE: EKİN ENDÜSTRİYEL ISITMA SOĞUTMA SAN. VE TİC. LTD. ŞTİ.
ÜRETİM YERİ ADRESİ / ADDRESS OF THE MANUFACTURING PLACE: DUDULLU ÖSS MAH. DES-107 SK. NO:2 ÜMRANİYE İSTANBUL/TÜRKİYE
İPTAL EDİLEN BELGE NUMARASI (Varlık) / INDICATION OF SUPERSEDED LICENSE (if any):
TEKİLLİ TİCARİ MARKASI / REGISTERED TRADE MARK: MT + Sani
İLGLİ TÜRK STANDARTI / RELATED TURKISH STANDARD: TS 736 / Soak su hazırlayıcılar (Beyzeler) - Soak su kapları ve veya buharlı su jeli / 02.04.2015
BELGE KAPSAMI / SCOPE OF LICENSE: Soak su hazırlayıcılar (Beyzeler) / Sınıf 1 / Plastik aletler / Tür 1 / Soak su ile doldurulabilir / Tür 3 / Buhar (ısıtma amaçlı) ile doldurulabilir / Düşük 2 / Düşük yoğunlukta kullanılmayan (Fiyat); Kuvvetlenebilir Kuvvet / 02.04.2015

01.12.2017
VOLKAN DÜLBER
MAKİNA SEKTÖRÜ MÜDÜRÜ

ISQ
Certification Body

CERTIFICATE

EKİN ENDÜSTRİYEL ISITMA SOĞUTMA SAN. VE TİC. LTD. ŞTİ.
ATATÜRK CAD. DESSAN SANAYİ SİTESİ B14 BLOK 107 SK. 2/A NO:4 ÜMRANİYE / İSTANBUL / TÜRKİYE, TÜRKİYE
İNTERSİSTEM TEKNİK BELGELENDİRME tarafından değerlendirilip ve uygunlukta olduğu İçerdiği Yönetim Sistemleri
is certified by INTERSYSTEM TECHNICAL BELGELENDİRME Certification and Audit Energy Management System based on requirements of

ISO 50001:2018

kuvvetlendirme uyguladığı kapsamta ortaya çıkıyor / güvence altına alınmıştır / covered by the following activities:

PLAKALI EŞANJÖR, AKÜMÜLASYON TANKI, BOYLER, LEHMLİ EŞANJÖR, BOKRULU EŞANJÖR, GENLEŞME TANKI, ISI İSTASYONU, DÜĞME TANKI, TÖRTÜ TUTUCU, HAVA AYIRICI, BUFFER TANKI, PAKET SİSTEM, POMPA, SOĞUTMA KULESİ, ÇİLLER, SOĞUTMA GRUBU, KAZAN, DEFLÖZÖR, BLOWNER, BATERAY, ISI DEĞİŞTİRİCİ RADIYATÖR, EKONOMİZER, SERPANTİN, VANA, UHT, ÇİP VE PASTÖRİZATÖR ÜRETİMİ VE SATIŞI

MANUFACTURING AND SERVICE OF PLATE HEAT EXCHANGER, ACCUMULATION TANK, HEAT EXCHANGER TANK, WATER HEATER TANK, WATER HEATER TANK, EXPANSION TANK, BUFFER TANK, COMPACT CHILLER, PACKAGED TOWER, CHILLER, COOLING GROUP, PUMP, BLOWER, BATTERY, ISI DEĞİŞTİRİCİ RADIYATÖR, EKONOMİZER, SERPANTIN, VALVE, UHT, CHIP AND PASTEURIZATOR PRODUCTION AND SALES

MANUFACTURING AND SERVICE OF PLATE HEAT EXCHANGER, ACCUMULATION TANK, HEAT EXCHANGER TANK, WATER HEATER TANK, WATER HEATER TANK, EXPANSION TANK, BUFFER TANK, COMPACT CHILLER, PACKAGED TOWER, CHILLER, COOLING GROUP, PUMP, BLOWER, BATTERY, ISI DEĞİŞTİRİCİ RADIYATÖR, EKONOMİZER, SERPANTIN, VALVE, UHT, CHIP AND PASTEURIZATOR

Sertifika No / Certificate No: **EnMS-0009-13001066-TR**

01.11.2018 Sertifika Tarihi / Certificate Date	01.11.2020 Sertifika Son İstisna Tarihi / Certificate Validity End Date
01.11.2017 Belgeleme Periyodu, Başlangıç Tarihi / Certification Period/ Commencement Date	03.11.2019 Sertifika Gevce Tarihi / Certificate Expiry Date

ONAY
APPROVAL

Certificate of Registration
CERTIFICATE OF CONFORMITY
TECHNICAL FILE-TEKNİK DOSYA UYGUNLUK SERTİFİKASI
Certificate No: **PG-1059**

CE

to the Manufacturer / yapımcıya aittir için:

EKİN ENDÜSTRİYEL ISITMA SOĞUTMA SAN. VE TİC. LTD. ŞTİ.
Makina Cad. 285 Sarıyer Sitesi 1317, Sokak B. 14 Blok No:2/A 4 Ümraniye / İstanbul / TÜRKİYE

Product and designation of type / ürün ve çeşitimi için:
Balance Tanks/Geçirgen Tanklar / MIT Branding/MT Markası

BALANCE TANKI/GENLEŞME KABİ / DK25 (0-25 KW), DK32 (25-43 KW), DK40 (43-61 KW), DK50 (50-72 KW), DK60 (72-93 KW), DK80 (93-120 KW), DK100 (120-150 KW), DK125 (150-195 KW), DK150 (195-245 KW), DK200 (245-300 KW), DK250 (300-390 KW), DK300 (390-500 KW), DK350 (500-630 KW), DK400 (630-800 KW), DK450 (800-1000 KW), DK500 (1000-1400 KW)

PACKET BALANCE TANKI / PAKET GENLEŞME KABİ / PK25 (0-25 KW), PK32 (25-43 KW), PK40 (43-61 KW), PK50 (50-72 KW), PK60 (72-93 KW), PK80 (93-120 KW), PK100 (120-150 KW), PK125 (150-195 KW), PK150 (195-245 KW), PK200 (245-300 KW), PK250 (300-390 KW), PK300 (390-500 KW), PK350 (500-630 KW), PK400 (630-800 KW), PK450 (800-1000 KW), PK500 (1000-1400 KW)

The products is covered by the following EU-Directive / Ürünler aşağıdaki yönetmelikler kapsamında değerlendirilmiştir /
2014/68/EU Pressure Equipment Directive (PED) / Basınç Ekipmanları Yönetmeliği

This certificate covers the above product. Does not cover all products produced, covers the above products. / Bu belge yukarıdaki ürünü kapsar, kapsam dışı ürünleri kapsamaz / Bu belge yukarıdaki ürünü kapsar, kapsam dışı ürünleri kapsamaz

Certificate Date / Sertifika Tarihi:
Date of Initial Registration / İlk Belgeleme Tarihi: / November 29th, 2015 / 29 Kasım 2015
Date of Last Renewal / Son Belgeleme Tarihi: / November 09th, 2018 / 9 Kasım 2018
Date of Expiry / Belgeleme Sonuç Tarihi: / November 29th, 2015 / 29 Kasım 2015

ISQ
International Certification Co., Ltd.
www.internationalcertification.com

ISQ
Certification Body

CERTIFICATE

EKİN ENDÜSTRİYEL ISITMA SOĞUTMA SAN. VE TİC. LTD. ŞTİ.
ATATÜRK CAD. DESSAN SANAYİ SİTESİ B14 BLOK 107 SK. 2/A NO:4 ÜMRANİYE / İSTANBUL / TÜRKİYE, TÜRKİYE
İNTERSİSTEM TEKNİK BELGELENDİRME tarafından değerlendirilip ve uygunlukta olduğu İçerdiği Yönetim Sistemleri
is certified by INTERSYSTEM TECHNICAL BELGELENDİRME Certification and Audit Occupational Safety and Health Management System based on requirements of

OHSAS 18001:2007

kuvvetlendirme uyguladığı kapsamta ortaya çıkıyor / güvence altına alınmıştır / covered by the following activities:

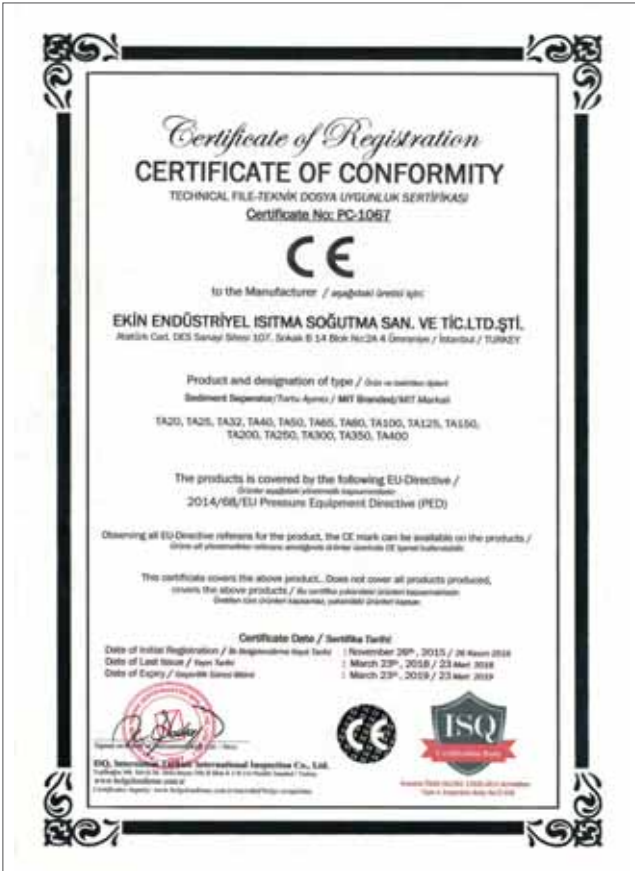
PLAKALI EŞANJÖR, AKÜMÜLASYON TANKI, BOYLER, LEHMLİ EŞANJÖR, BOKRULU EŞANJÖR, GENLEŞME TANKI, ISI İSTASYONU, DÜĞME TANKI, TÖRTÜ TUTUCU, HAVA AYIRICI, BUFFER TANKI, PAKET SİSTEM, POMPA, SOĞUTMA KULESİ, ÇİLLER, SOĞUTMA GRUBU, KAZAN, DEFLÖZÖR, BLOWNER, BATERAY, ISI DEĞİŞTİRİCİ RADIYATÖR, EKONOMİZER, SERPANTİN, VANA, UHT, ÇİP VE PASTÖRİZATÖR ÜRETİMİ VE SATIŞI

MANUFACTURING AND SERVICE OF PLATE HEAT EXCHANGER, ACCUMULATION TANK, HEAT EXCHANGER TANK, WATER HEATER TANK, WATER HEATER TANK, EXPANSION TANK, BUFFER TANK, COMPACT CHILLER, PACKAGED TOWER, CHILLER, COOLING GROUP, PUMP, BLOWER, BATTERY, ISI DEĞİŞTİRİCİ RADIYATÖR, EKONOMİZER, SERPANTIN, VALVE, UHT, CHIP AND PASTEURIZATOR

Sertifika No / Certificate No: **OH-0096-13001066-TR**

11.10.2017 Sertifika Tarihi / Certificate Date	10.10.2020 Sertifika Gevce Tarihi / Certificate Expiry Date
10.10.2020 Belgeleme Periyodu, Başlangıç Tarihi / Certification Period/ Commencement Date	3 YIL Sertifika Gevce Tarihi / Certificate Expiry Date

ONAY
APPROVAL



PROFESSIONAL SYSTEM SOLUTION CENTER

From our MIT professional system solution center, you can get help with problems with your pumps, heat exchangers and your system. Our solution center consisting of our expert engineers will be happy to help you.

- Domestic hot water installations.
- Central and district heating systems.
- Milk, yogurt, buttermilk heating, cooling and pasteurization systems.
- Industrial cooling and heating systems.
- Oil cooling systems.
- Energy recovery systems.
- Pool heating systems.
- Steam installations.



It is vital for your system to be designed and implemented correctly in the first installation in order to be able to operate at the desired capacity, smoothness and long life. For this reason, you can get first-hand

the technical support you need during the installation phase of your system and the problems that may arise in the business; You can reach us **24 hours +90 (216) 232 24 12 in 7 days.**

We would like to reiterate that we will be happy to share our knowledge accumulated over many years with our valued customers in order for your system to work correctly and performance.

Ekin will continue to be the best solution partner for you in all applications with all kinds of heating and cooling applications.



+90 850 811 04 18

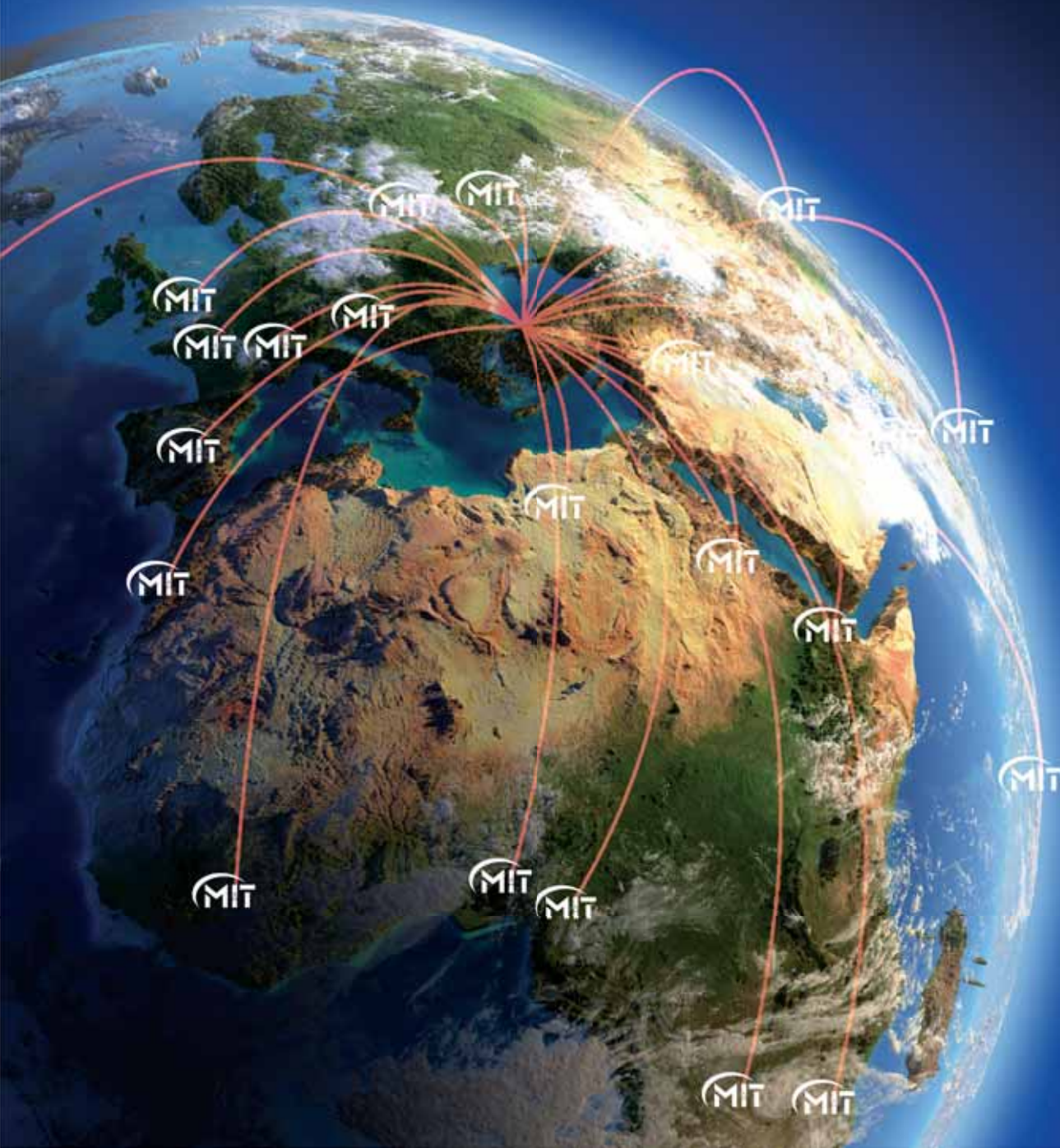


/ekinendustriyel

Follow us on
social media...



Our products are produced with Turkish engineering technology in **135 countries** in the world today...





EKİN ENDÜSTRİYEL

Isıtma-Soğutma San. Tic. Ltd. Şti.

Dudullu Organize Sanayi Bölgesi - Des Sanayi Sitesi
107. Sk. B14 Blok No: 2 Ümraniye / İstanbul / Turkey
Phone: +90 216 232 24 12 **Fax:** +90 216 660 13 08
info@ekinendustriyel.com - www.ekinendustriyel.com

444 EKİN
3546